

Autonomous Vehicle Implementation Predictions *Implications for Transport Planning*

21 December 2023

By
Todd Litman
Victoria Transport Policy Institute



Waymo's self-driving taxis are a well-publicized example of autonomous vehicles.

Summary

This report explores the impacts of autonomous (also called *self-driving*, *driverless* or *robotic*) vehicles, and their implications for transportation planning. It investigates how quickly such vehicles are likely to develop and be deployed based on experience with previous vehicle technologies; their likely benefits and costs; how they will affect travel activity; and their impacts on road, parking and public transit planning. This analysis indicates that Level 5 autonomous vehicles, able to operate without a driver, may be commercially available and legal to use in some jurisdictions by the late 2020s, but will initially have high costs and limited performance. Some benefits, such as independent mobility for affluent non-drivers, may begin in the 2030s but most impacts, including reduced traffic and parking congestion, independent mobility for low-income people (and therefore reduced need for public transit), increased safety, energy conservation and pollution reductions, will only be significant when autonomous vehicles become common and affordable, probably in the 2040s to 2060s, and some benefits may require dedicated autonomous vehicle lanes, which raises social equity concerns.

Note: because this report's graphs have been widely reproduced, it is posted in MS Word format at www.vtpi.org/avip.docx to allow users to reformat them.

Todd Alexander Litman © 2013-2023

You are welcome and encouraged to copy, distribute, share and excerpt this document and its ideas, provided the author is given attribution. Please send your corrections, comments and suggestions for improvement.

Table of Contents

Executive Summary.....	3
Introduction	7
Autonomous Vehicle Operational Models	8
Benefits and Costs.....	9
Reduced Driver Stress, Improved Productivity and Mobility	9
Ownership and Operating Costs.....	10
Traffic Safety and Public Health.....	13
External Cost.....	15
Social Equity Impacts	16
Benefit and Cost Summary	18
Travel Impacts.....	20
Development and Deployment Predictions	25
Experience with Previous Vehicle Technology Deployment	28
Deployment Predictions	29
Community Objectives.....	32
Planning Implications.....	33
Roadway Design.....	33
Transportation Pricing	33
Curb Management.....	33
Parking Planning	33
Public Transit Needs	34
Other Trends Affecting Travel Demands	34
Potential Conflicts and Solutions	38
Conclusions	39
References	42



Driving in mixed traffic involves numerous interactions with diverse pedestrians, animals, bicyclists and vehicles, and so is more complex than flying an airplane. (Keith Shaw)

Executive Summary

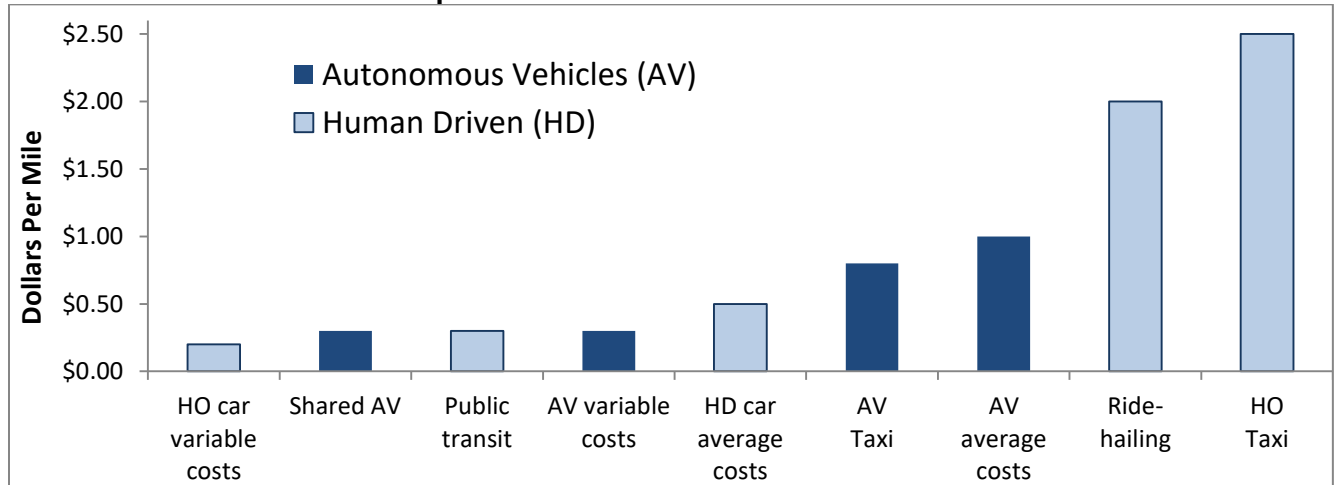
Many decision-makers and practitioners wonder how autonomous (also called *self-driving* or *robotic*) vehicles (AVs) will affect future travel, and therefore the need for roads, parking facilities and public transit services, and what public policies can minimize the problems and maximize the benefits of these new technologies. This report explores these issues.

Optimists predict that by 2030, autonomous vehicles will be sufficiently reliable, affordable and common to displace most human driving, providing huge savings and benefits. However, there are good reasons to be skeptical. Most optimistic predictions are made by people with financial interests in the industry, based on experience with disruptive technologies such as digital cameras, smart phones and personal computers. They tend to ignore significant obstacles to autonomous vehicle development and exaggerate future benefits.

There is considerable uncertainty concerning autonomous vehicle development, benefits and costs, travel impacts, and consumer demand. Considerable progress is needed before autonomous vehicles can operate reliably in mixed urban traffic, heavy rain and snow, unpaved and unmapped roads, and where wireless access is unreliable. Years of testing and regulatory approval will be required before they are commercially available in most jurisdictions. The first commercially available autonomous vehicles are likely to be expensive and limited in performance. They will introduce new costs and risks. These constraints will limit sales. Many motorists will be reluctant to pay thousands of extra dollars for vehicles that will sometimes be unable to reach a destination due to inclement weather or unmapped roads.

Exhibit ES-1 illustrates autonomous vehicle user costs. They are likely to be more expensive than human-driven private vehicles and public transit, but cheaper than ridehailing and human-driven taxis. Shared autonomous vehicles will be cheaper but less convenient and comfortable than private AVs, so many households, particularly in suburbs and rural areas, will own AVs.

Exhibit ES-1 Cost Comparison



Autonomous vehicles (AVs) are likely to cost more than human-operated (HO) private vehicles and public transit, but less than human-driven taxis and ridehailing services.

Autonomous vehicles will have various benefits and costs, including many external costs (costs imposed on other people). All of these impacts should be considered when planning for AVs.

Exhibit ES-2 Autonomous Vehicle Potential Benefits and Costs

	Benefits	Costs/Problems
Internal (user impacts)	<p><i>Reduced drivers' stress and increased productivity.</i> Motorists can rest, play and work while travelling.</p> <p><i>Mobility for non-drivers.</i> More independent mobility for non-drivers can reduce motorists' chauffeuring burdens and transit subsidy needs.</p> <p><i>Reduced paid driver costs.</i> Reduces costs for taxis services and commercial transport drivers.</p>	<p><i>Increased vehicle costs.</i> Requires additional vehicle equipment, services and fees.</p> <p><i>Additional user risks.</i> Additional crashes caused by system failures, platooning, higher traffic speeds, additional risk-taking, and increased total vehicle travel.</p> <p><i>Reduced security and privacy.</i> May be vulnerable to information abuse (hacking), and features such as location tracking and data sharing may reduce privacy.</p>
External (Impacts on others)	<p><i>Increased safety.</i> May reduce crash risks and insurance costs. May reduce high-risk driving.</p> <p><i>Increased road capacity and cost savings.</i> More efficient vehicle traffic may reduce congestion and roadway costs.</p> <p><i>Reduced parking costs.</i> Reduces demand for parking at destinations.</p> <p><i>Reduced energy consumption and pollution.</i> May increase fuel efficiency and reduce emissions.</p> <p><i>Supports vehicle sharing.</i> Could facilitate carsharing and ridesharing, reducing total vehicle ownership and travel, and associated costs.</p>	<p><i>Increased infrastructure costs.</i> May require higher roadway design and maintenance standards.</p> <p><i>Additional risks.</i> May increase risks to other road users and may be used for criminal activities.</p> <p><i>Increased traffic problems.</i> Increased vehicle travel may increase congestion, pollution and sprawl-related costs.</p> <p><i>Social equity concerns.</i> May reduce affordable mobility options including walking, bicycling and transit services.</p> <p><i>Reduced employment.</i> Jobs for drivers may decline.</p> <p><i>Reduced support for other solutions.</i> Optimistic predictions of autonomous driving may discourage other transport improvements and management strategies.</p>

Autonomous vehicles can provide various benefits and costs, including external impacts on other people.

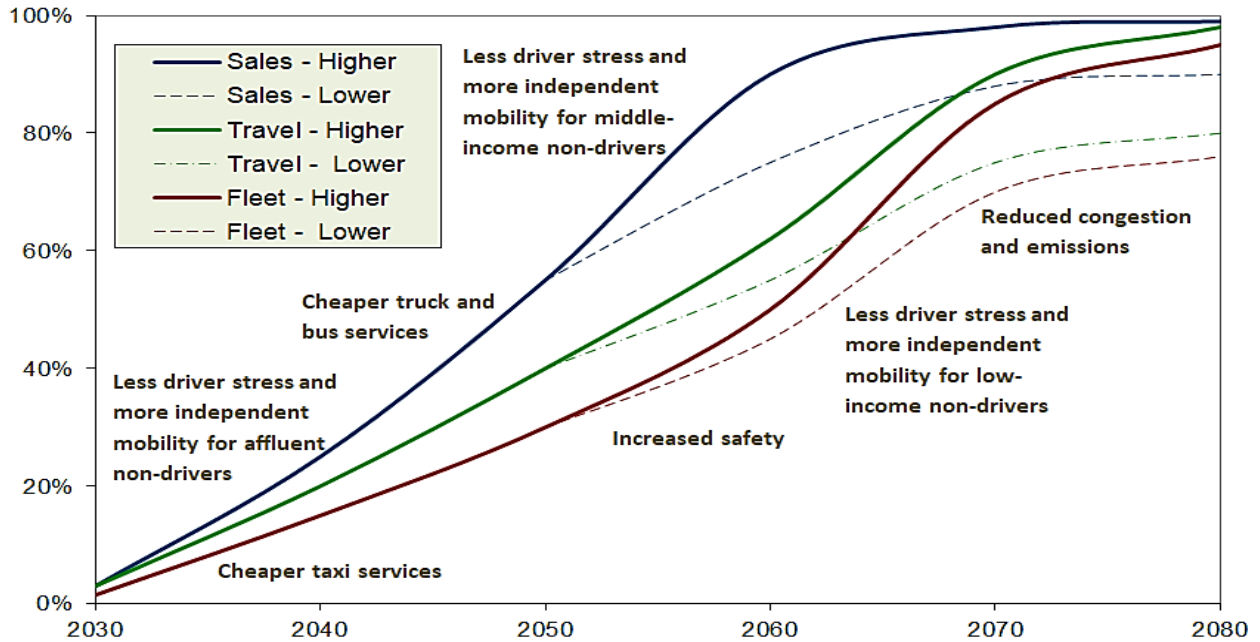
Vehicles last longer, cost more, impose larger external costs, and are more highly regulated than most other consumer goods. As a result, vehicle technologies take longer to penetrate markets than most other sectors. It will probably take decades for autonomous vehicles to dominate new vehicle purchases and fleets, and some motorists may resist using them.

Optimistically, autonomous vehicles will be safe and reliable by 2025, and become commercially available in many areas by 2030. If they follow the pattern of previous vehicle technologies, during the 2030s and probably the 2040s, they will be expensive and limited in performance, sometimes unable to reach destinations or requiring human intervention when they encounter unexpected situations. Customers will include affluent high-annual-mileage motorists and businesses. For the foreseeable future most moderate- and low-income households will continue to use human-operated vehicles.

Shared autonomous vehicles (self-driving taxis) and rides (micro-transit services) may become widely available by the 2030s. Shared *vehicles* have moderate operating costs, and offer moderate convenience and comfort. They should be cheaper than current taxi and ridehailing services, but offer lower quality service since no driver will be available to assist passengers, provide security or clean vehicles. Vehicle dispatching is likely to be slow and unpredictable, particularly in suburban and rural areas. Shared *rides* will have the lowest costs but the least convenience and comfort. It is possible that level 5 autonomy (vehicles able to operate without a driver under all normal conditions) will be infeasible for decades. Because of their predictable routes and high labor costs, autonomous operation is most appropriate for long-haul buses and freight trucks, so self-driving buses and trucks may become common in the 2030s and 2040s.

The figure below illustrates these market penetration and benefits projections. This indicates that it will probably be 2045 before half of new vehicles are autonomous, 2060 before half of the vehicle fleet is autonomous, and possibly longer due to technical challenges or consumer preferences. Level 4 autonomy (able to operate autonomously under limited conditions, such as on grade-separated highways) can reduce driver stress and increase productivity, but most benefits require Level 5 autonomy (able to operate autonomously under all normal conditions) so vehicles can transport non-drivers and travel empty to pick up or drop off passengers.

Exhibit ES-2 Autonomous Vehicle Sales, Fleet, Travel and Benefit Projections



This analysis suggests that it will be at least 2045 before half of new vehicles are autonomous, and 2060 before half of the vehicle fleet is autonomous. Significantly faster deployment will require scrapping many otherwise functional vehicles that lack self-driving ability. Some benefits, such as reduced driver stress and independent mobility for affluent non-drivers, can occur when autonomous vehicles are relatively costly and rare. However, most benefits, such as independent mobility for moderate-income non-drivers and affordable taxi and micro-transit services, can only be significant if they become common and affordable, and some benefits, such as reduced congestion, will require dedicated lanes to allow platooning.

Many predictions assume that most autonomous vehicles will be electric, which have low fuel costs but require costly batteries and currently pay no fuel taxes. Incorporating battery replacement costs and efficient road user fees increases electric vehicle operating costs to be similar to fossil fuel vehicles.

An important planning issue is whether autonomous vehicles will increase or reduce total vehicle travel and associated traffic problems. It could go either way. By increasing non-drivers' vehicle travel, increasing travel convenience and comfort, reducing vehicle operating costs, generating empty travel, and encouraging longer-distance commutes and more sprawled development, they can increase vehicle travel. This additional vehicle travel provides marginal consumer benefits, and since vehicle travel imposes significant external costs, much of the additional vehicle travel is likely to be economically inefficient: its user benefits will be less than total incremental costs. Alternatively, autonomous operation may facilitate vehicle sharing, allowing households to reduce vehicle ownership and vehicle travel. This suggests that AVs will increase vehicle travel in suburban and rural areas, and reduce it in urban areas. Their net impacts will depend on transport and land use development policies. With current policies, vehicle travel and sprawl are likely to increase 10-30%. More efficient pricing, and roadway management which favors shared vehicles, can reduce vehicle travel and associated problems.

Another critical issue is the degree that potential benefits can be achieved when only a portion of vehicle travel is autonomous. Some benefits, such as improved mobility for affluent non-drivers, may occur when autonomous vehicles are uncommon and costly, but many potential benefits, such as reduced congestion and emission rates, reduced traffic signals and lane widths, require that vehicles operate autonomously in dedicated lanes.

Autonomous vehicle implementation is just one of many trends likely to affect future transport demands and impacts, and not necessarily the most important. Their ultimate impacts depend on how autonomous vehicles interact with other trends, such as shifts from private to shared vehicles. Autonomous vehicles will probably not be a "game changer" during most of our lives, and will only cause a "paradigm shift" if this technology causes large shifts from private to shared vehicles and creates more multi-modal communities.

Transportation professionals have important roles to play in autonomous vehicle development and deployment. We must anticipate how new technologies and services are likely to affect road, parking and public transit needs, and how to respond to minimize problems and maximize total benefits. We can help define the standards they must meet to legally operate on public roads. We should evaluate their benefits and costs and develop policies to maximize net benefits and ensure that their deployment supports strategic community goals.

Introduction

The future is ultimately unknowable but planning requires predicting impending conditions and needs. Many decision-makers and practitioners (planners, engineers and analysts) wonder how autonomous (also called *self-driving* or *robotic*) vehicles will affect future travel demands, and therefore the need for roads, parking facilities and public transit services, and what public policies can minimize their risks and maximize their benefits (APA 2016; Berrada and Leurent 2017; Grush and Niles 2018; Guerra 2015; Kockelman and Boyles 2018; Larco 2022; Milakis, van Arem and van Wee 2017; Shaheen, Totte and Stocker 2018; Sperling 2017).

There is considerable uncertainty about these issues. Optimists predict, based on experience with previous technological innovations such as digital cameras, smart phones and personal computers, that autonomous vehicles will soon be sufficiently reliable and affordable to replace most human driving, providing huge savings and benefits (Johnston and Walker 2017; Keeney 2017; Kok, et al. 2017). However, there are good reasons to be skeptical of such claims.

Optimistic predictions often overlook significant obstacles and costs. Many technical problems must be solved before autonomous vehicles can operate reliably in all normal conditions (Chafkin 2022; Leonard, Mindell and Stayton 2020; Norton 2021). They will require years of testing and regulatory approval to progress on the *Technology Readiness Level* (TRL) scale, from an idea to full commercial availability (McLeod 2021), so they can become affordable and attractive to consumers. Motor vehicles are costly, durable, and highly regulated, so new vehicle technologies generally require decades to penetrate fleets. Autonomous driving can create new problems; a camera, telephone or computer failure may be frustrating but is seldom fatal, but motor vehicle system failures can be frustrating *and* deadly to occupants and other road users. As a result, autonomous vehicles will probably take longer to develop and provide smaller net benefits than optimists predict.

This has important policy implications (Papa and Ferreira 2018; Speck 2017). Vehicles rely on public infrastructure and can impose large external costs, and so require more planning and regulation than most other technologies. For example, many predicted autonomous vehicle benefits, including congestion and pollution reductions, require dedicated lanes to allow *platooning* (numerous vehicles driving close together at relatively high speeds), and autonomous vehicles can be programmed to prioritize user benefits such as maximizing travel speed and occupant comfort, or community benefits such as minimizing delay and risks to other road users. Policy makers must decide whether to build special autonomous vehicle lanes, how to price them, and how to regulate their operation in maximize total benefits (Zipper 2021).

This report explores these issues. It investigates, based on experience with previous vehicle technologies, how quickly self-driving vehicles are likely to be developed and deployed, critically evaluates their benefits and costs, and discusses their likely travel impacts and their implications for planning decisions such as optimal road, parking and public transit supply.

Autonomous Vehicle Operational Models

Exhibit 1 describes the six levels of driving automation. Many predicted benefits require Level 5, which allows vehicles to transport non-drivers and goods in all normal conditions.

Exhibit 1 Automated Driving Levels (SAE J3016)

	SAE LEVEL 0™	SAE LEVEL 1™	SAE LEVEL 2™	SAE LEVEL 3™	SAE LEVEL 4™	SAE LEVEL 5™	
What does the human in the driver's seat have to do?	You are driving whenever these driver support features are engaged – even if your feet are off the pedals and you are not steering			You are not driving when these automated driving features are engaged – even if you are seated in “the driver’s seat”			The Society of Automotive Engineers (SAE) defines six vehicle automation levels. Many predicted benefits require level 5, which allows vehicles to operate autonomously and transport non-drivers and goods in all normal conditions.
	You must constantly supervise these support features; you must steer, brake or accelerate as needed to maintain safety			When the feature requests, you must drive	These automated driving features will not require you to take over driving		
Copyright © 2021 SAE International.							
What do these features do?	These are driver support features			These are automated driving features			
	These features are limited to providing warnings and momentary assistance	These features provide steering OR brake/acceleration support to the driver	These features provide steering AND brake/acceleration support to the driver	These features can drive the vehicle under limited conditions and will not operate unless all required conditions are met	This feature can drive the vehicle under all conditions		
Example Features	<ul style="list-style-type: none"> • automatic emergency braking • blind spot warning • lane departure warning 	<ul style="list-style-type: none"> • lane centering OR • adaptive cruise control 	<ul style="list-style-type: none"> • lane centering AND • adaptive cruise control at the same time 	<ul style="list-style-type: none"> • traffic jam chauffeur 	<ul style="list-style-type: none"> • local driverless taxi • pedals/steering wheel may or may not be installed 	<ul style="list-style-type: none"> • same as level 4, but feature can drive everywhere in all conditions 	

Exhibit 2 compares four vehicle operating models.

Exhibit 2 Operating Models Compared

	Private Human-Driven Vehicles	Private Autonomous Vehicles	Shared Autonomous Vehicles	Shared Autonomous Rides
	<i>Motorists own or lease, and drive, a vehicle.</i>	<i>Households own or lease self-driving vehicles.</i>	<i>Self-driving taxis offer service to individuals.</i>	<i>Micro-transit serves multiple passengers.</i>
Advantages	Low costs. Always available. Users can leave gear in vehicles. Pride of ownership.	High convenience. Always available. Users can leave gear in vehicles. Pride of ownership.	Users can choose vehicles that best meet their needs. Door to door service.	Lowest total costs. Minimizes congestion, risk and pollution emissions.
Disadvantages	Requires driving ability, and associated stress.	High costs. Users cannot choose different vehicles for different uses. Likely to increase vehicle travel and associated costs.	Users must wait for vehicles. Limited services (no driver to help passengers carry luggage or ensure safety).	Least speed, convenience and comfort, particularly in sprawled areas.
Appropriate users	Lower- and moderate-income suburban and rural residents.	Affluent suburban and rural residents.	Lower-annual-mileage users.	Lower-income urban residents.

Autonomous vehicles can be private or shared. Each model has advantages and disadvantages.

Benefits and Costs

This section describes autonomous vehicle benefits and costs.

Reduced Driver Stress, Improved Productivity and Mobility

Autonomous vehicles can reduce drivers' stress and tedium, and increase their productivity. They can be mobile offices and bedrooms, as illustrated below, allowing passengers to rest or work while travelling (WSJ 2017). This reduces travel time unit costs (cost per hour). However, for safety sake occupants should wear seatbelts, restricting use of in-vehicle beds, and like any confined space, vehicle interiors are likely to become cluttered and dirty (Broussard 2018).

Exhibit 3 Productivity and Relaxation While Travelling



Autonomous vehicles can be mobile offices and bedrooms, allowing travelers to work and rest.

Self-driving vehicles can introduce new stresses and discomforts. Travelers may experience “access anxiety” if vehicles are sometimes unable to reach desired destinations, for example, due to heavy rain or snow, or if an area lacks the detailed maps required for autonomous operation (Grush 2016). Self-driving taxi and micro-transit services will be cheaper than human-operated taxis but offer lower service quality since there will be no drivers to help carry packages or ensure passenger safety. To minimize cleaning and vandalism costs most surfaces will be stainless steel and plastic, and security cameras will monitor passengers, yet they may still encounter previous occupants' garbage, stains and odors (Broussard 2018). Shared autonomous rides (micro-transit) require passengers to share space with strangers, and each additional pick-up or drop-off can impose delays, reducing speeds and reliability.

Autonomous vehicles can provide independent mobility for people who for any reason cannot or should not drive. This directly benefits those travelers, and by improving their access to education and employment opportunities, can increase their productivity, and reduce chauffeuring burdens on their family members and friends. On the other hand, optimistic predictions of autonomous vehicle benefits may cause some communities to reduce support for public transit services which may reduce mobility options for non-drivers (Creger, Espino and Sanchez 2019). Dedicating highway lanes for autonomous vehicle platooning may reduce capacity for human-operated traffic, harming human-operated vehicle occupants.

Ownership and Operating Costs

Autonomous vehicles require various equipment and services summarized in the box below. Since failures could be deadly, autonomous vehicles need robust and redundant components, installed and maintained by specialists, increasing maintenance costs. Currently, optional vehicle accessories such as remote starting, active lane assist and safety cameras, typically cost several thousand dollars, and subscriptions to navigation and security services, such as OnStar and TomTom, cost hundreds of dollars per year. Upgrading to Tesla’s Full Self-Drive (FSD) services, which provide limited autonomous operation, cost \$15,000, and in 2022 owners sued Tesla for false advertising of its availability and benefits (Mayorquin 2022). Vehicle owners will probably need to subscribe to frequent software update and navigation mapping services. Advanced driver assistance system sensors (cameras, radar and ultrasound) approximately double minor collision damage costs, typically adding \$3,000 to a repair bill (AAA 2018), suggesting that autonomous vehicles will increase vehicle repair costs.

Exhibit 4 Autonomous Vehicle Equipment and Service Requirements

All Autonomous Vehicles	Shared Autonomous Vehicles
<ul style="list-style-type: none"> • Sensors (optical, infrared, radar, laser, etc.). • Automated controls (steering, braking, signals, etc.) • Software, servers and power supplies. • Data networks to access special maps, software upgrades, plus vehicle-to-vehicle connections. • Software and navigation map update subscriptions. • Critical component maintenance, repair and testing. 	<ul style="list-style-type: none"> • Dispatching and fleet management. • Business administration and insurance. • Business profits. • Security. • Frequent cleaning and repairs. • Delays and empty vehicle-miles for passenger loading.

Autonomous vehicles, particularly those that are shared, will incur additional costs.

Some optimists predict that electric autonomous vehicle will costs less than 5¢ per mile to operate, but this is probably an underestimate. Vehicle batteries must be replaced about every 100,000 miles, which currently costs \$3,000-15,000, or 3-10¢ per vehicle-mile. This may decline with production innovations, but probably not much since most motorists choose larger, more sophisticated batteries to maximize performance. Electric vehicles currently pay no fuel taxes; cost-recovery road-user fees would add 5-10¢ per vehicle-mile. Incorporating these factors increases electric vehicle operating costs to 10-25¢ per mile, similar to fossil fuel vehicles.

What are Efficient Road User Fees?

Efficient road user fees recover roadway costs, plus congestion, crash and pollution damages. Government roadway expenditures totaled about \$250 billion in 2016, which averages about 8¢ per mile (FHWA 2018); optimal fees are somewhat lower fees for automobiles and higher for heavy vehicles which impose greater roadway costs. Under urban-peak conditions, decongested fees of 5-25¢ per mile are typically required to internalize congestion costs and reduce traffic volumes to roadway capacity.

Experience with previous vehicle innovations, such as automatic transmissions and airbags, suggests that autonomous driving capability will initially be available only on higher priced models and will probably take decades to become standard on lower-priced models.

Some advocates argue that insurance and fuel savings will offset these costs (Intellias 2018) but that seems unlikely. For example, if autonomous driving reduces collision insurance costs by half, the \$300-500 annual savings is just 10-20% of estimated additional costs. Fuel cost savings are also likely to be small or negative due to additional equipment, larger vehicles to serve as mobile offices, and induced vehicle travel.

As a result autonomous driving capability will probably add several thousand dollars to new vehicle purchase prices, plus hundreds of dollars in additional annual maintenance, repair, software and mapping subscription costs. This will add a few thousand dollars in annualized expenses, at least for the first few decades of their commercial availability, until competition and depreciation make these technologies available on cheaper models and used vehicles. This suggests that for the foreseeable future private autonomous vehicle costs will probably average \$0.80-\$1.20 per vehicle-mile, which may eventually decline to \$0.60-\$1.00 per mile as the technology becomes available in cheaper models. Shared autonomous *vehicles* (self-driving taxis) will probably cost \$0.50 to \$1.00 per vehicle-mile, and shared autonomous *rides* will probably cost \$0.20-0.40 per passenger-mile (Nunes and Hernandez 2020). This is cheaper than human-operated taxis (\$1.50 to \$3.00 per mile), but more expensive than personal vehicle operating costs or public transit fares (20-40¢ per passenger-mile).

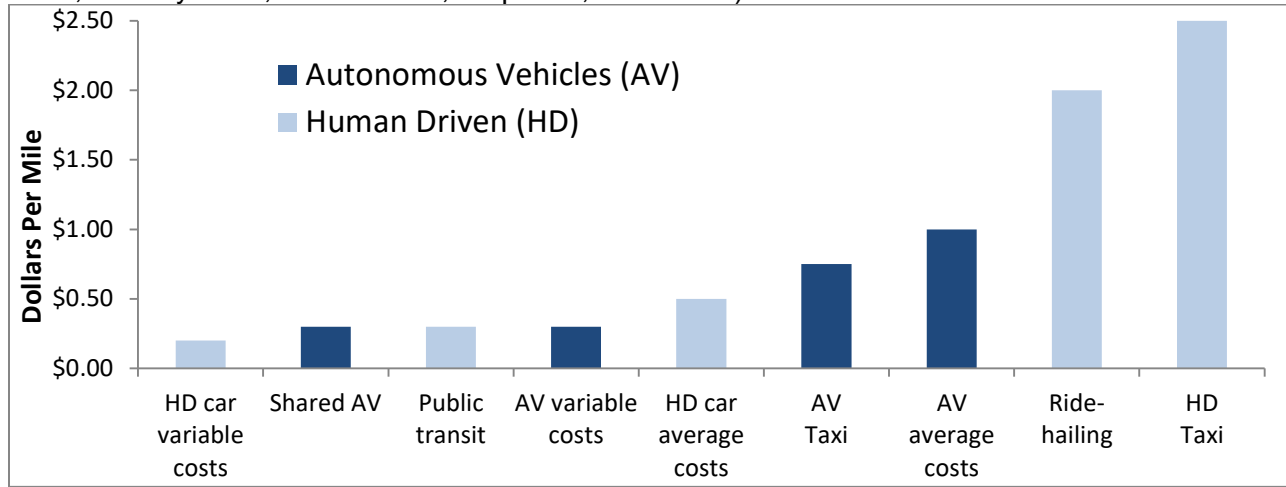
Some studies estimate lower costs. For example, Kok, et al. (2017) predict that shared, electric autonomous vehicles will cost less than 10¢ per mile, cheap enough that many trips could be funded through advertising, but such estimates ignore costs such as cleaning and vandalism repairs, profits, empty vehicle travel, insurance (many assume 90% lower insurance premiums), and roadway user fees, and so are probably underestimates.

Cleaning and Repairs – Often Overlooked Costs

Although most autonomous taxi passengers are likely to be courteous and responsible, some will probably be messy and a few will be vandalous. To discourage abuse, autonomous taxis interiors will be hard metal and plastic surfaces, with surveillance cameras, which may reduce but cannot eliminate these problems, so vehicles will occasionally have garbage, unpleasant odors, or damage. Autonomous taxis will probably need cleaning every 5-15 trips, plus occasional repairs. Assuming \$5-10 per cleaning this will add \$0.33-2.00 per trip, plus travel time and costs for driving to cleaning stations.

Autonomous vehicles can provide particularly large savings for commercial vehicles, such as freight trucks and buses, due to their high labor costs. However, this will not necessarily eliminate the need for on-board workers since many delivery vehicles require an operator to unload goods, and buses may still need conductors to provide passenger services and security.

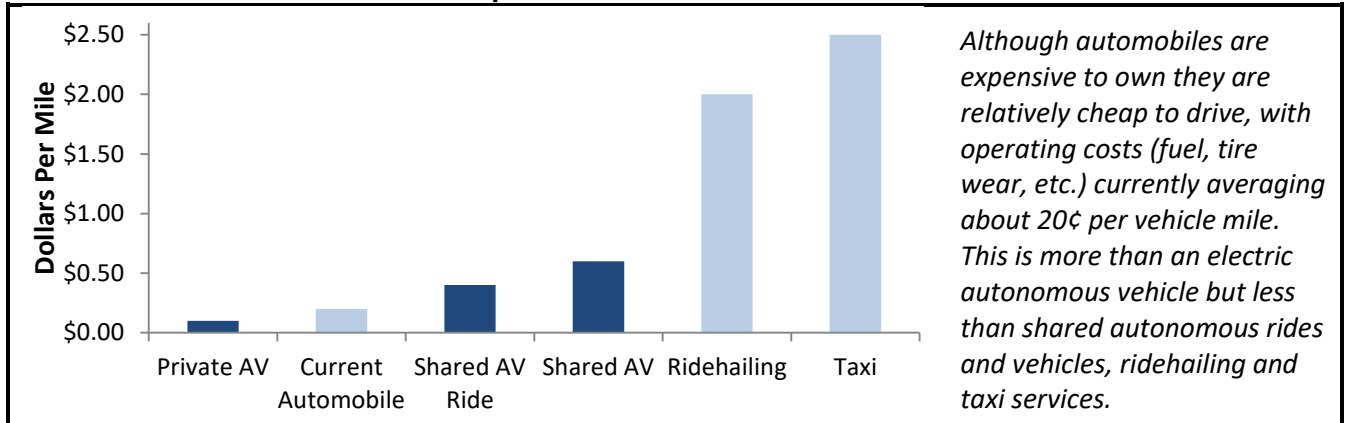
Exhibit 5 Total Cost Comparison (AAA 2017; Bösch, et al. 2017; Johnson and Walker 2017; Keeney 2017; Litman 2021; Stephens, et al. 2016)



Autonomous vehicles (AVs) are likely to cost more than human-driven private vehicles (HVs) and public transit, but less than human-driven taxis and ridehailing services.

Exhibits 5 and 6 compare user cost estimates. *Average costs* are what travelers consider when deciding whether to purchase a vehicle; *operating* (variable) costs are what vehicle owners consider when deciding how to make a particular trip. Electric autonomous vehicles are likely to be cheaper to operate than most current automobiles. Shared autonomous vehicles will be cheaper than taxi and ridehailing services but more expensive than private automobile operating costs. They are likely to increase total vehicle travel and costs for autonomous vehicle owners, but reduce vehicle travel and costs for those who shift from owning to sharing vehicles and drive less than about 6,000 annual vehicle-miles.

Exhibit 6 Variable Costs Comparison



Public policies will affect these costs. Governments may impose new road user fees to recover roadway costs and reduce traffic problems, which would increase electric vehicle operating costs and make shared vehicle travel more attractive.

Traffic Safety and Public Health

Optimists claim that, because about 90% of crashes involve a human error, autonomous vehicles will reduce crash rates by 90% (Kok, et al. 2017; McKinsey 2016), but this overlooks additional risks these technologies can introduce (Hsu 2017; ITF 2018; Kockelman, et al. 2016; Koopman and Wagner 2017; Ohnsman 2014).

- *Hardware and software failures.* Complex electronic systems often fail due to false sensors, distorted signals and software errors. Self-driving vehicles will certainly have failures that contribute to crashes, although their frequency is difficult to predict (Dawn Project 2022).
- *Malicious hacking.* Self-driving technologies can be manipulated for amusement or crime.
- *Increased risk-taking.* When travelers feel safer they tend to take additional risks, called *offsetting behavior* or *risk compensation*. For example, autonomous vehicle passengers may reduce seatbelt use, and other road users may be less cautious (Millard-Ball 2016), described as “over-trusting” technology (Ackerman 2017).
- *Platooning risks.* Many potential benefits, such as reduced congestion and pollution emissions, require *platooning* (vehicles operating close together at high speeds on dedicated lanes), which can introduce new risks, such as human drivers joining platoons and increased crashes severity.
- *Increased total vehicle travel.* By improving convenience and comfort autonomous vehicles may increase total vehicle travel and therefore crash exposure (Trommer, et al. 2016; WSJ 2017).
- *Additional risks to non-auto travelers.* Autonomous vehicles may have difficulty detecting and accommodating pedestrians, bicyclists and motorcycles (PBIC 2017).
- *Reduced investment in conventional safety strategies.* The prospect of autonomous vehicles may reduce future efforts to improve driver safety (Lawson 2018).
- *Higher vehicle repair costs due to additional equipment.* Additional sensors and control systems, and increased quality control, are likely to significantly increase collision repair costs (AAA 2018).

Because of these new risks, autonomous vehicles are unlikely to achieve the 90% net crash reductions advocates predict. After analyzing traffic crash risk factors, Mueller, Cicchino, and Zubay (2020) concluded that autonomous vehicles could prevent approximately 34% of crashes. Sivak and Schoettle (2015a) conclude that autonomous vehicles will have crash rates similar to an average driver and may increase total crashes when autonomous and human-driven vehicles mix. Autonomous vehicles currently have high operational failure rates. One study found that Tesla’s Full Self Driving vehicles would fail a normal driving test because it averages one maneuver error every three minutes and one critical error every ten minutes (Dawn Project 2022). Tesla vehicles using Autopilot and “Full Self-Driving” programs have experienced numerous crashes and fatalities, which experts consider a higher rate than human-powered vehicles (Siddiqui and Merrill 2023). In 2019, the best autonomous test vehicles experienced one disengagement (human drivers overrode the automated system) per 16,666 miles, but most were more frequent (Hyatt 2020). These examples indicate that autonomous vehicle operating technologies are not ready for broad implementation. City transportation officials concluded that autonomous taxis are currently unsafe (Truong 2023).

Groves and Kalra (2017) argue that autonomous vehicle deployment is justified even if they reduce crash rates just 10%, but their analysis does not account for increases in total vehicle travel, for example, if they reduce per-mile crash rates 10% but increase vehicle travel 20%, increasing total crashes and risk to other road users. Shared autonomous vehicles may reduce crashes by providing more affordable alternatives to higher-risk drivers. Efforts to reduce higher-risk driving, such as graduated driver's licenses, special testing for senior drivers, and anti-impaired driver campaigns, can be more effective and publicly acceptable if affected groups have convenient and affordable mobility options. For example, parents may purchase autonomous vehicles for their teenagers, and travelers may use autonomous vehicles after drinking alcohol or taking drugs.

Autonomous vehicles are vulnerable to hacking. In one experiment, researchers demonstrated that adding graffiti-like marks to a roadside stop-sign caused software to read an inaccurate "Speed Limit 45" (Eykholt, et al. 2018). There will be an on-going arms race between hackers and software designers over autonomous vehicles control, which will add costs and risks.

Many factors will affect these impacts, including how vehicles are programmed, and how they affect total vehicle travel. For example, to increase travel speeds autonomous vehicles can be programmed to take more risks and shortcuts through neighborhoods, to minimize traffic problems they can be programmed to drive slower and avoid congested roads and neighborhood streets. For example, Tesla's self-driving software allows drivers to choose a faster, "assertive" operating mode which frequently violates traffic laws (Wilson 2022a).

The Autonomous Vehicle Trolley Problem

"The trolley problem" refers to various scenarios that ethicists use to consider who should be protected from an out-of-control vehicle, for example, if it should be directed to kill fewer rather than more, older rather than younger, or more rather than less socially responsible people. Although all vehicle operators may face these trade-offs, human drivers' decisions are generally spontaneous, while those made by autonomous vehicles are explicitly programmed. This raises a public policy issue: who should decide how vehicles are programmed when making risk trade-offs.

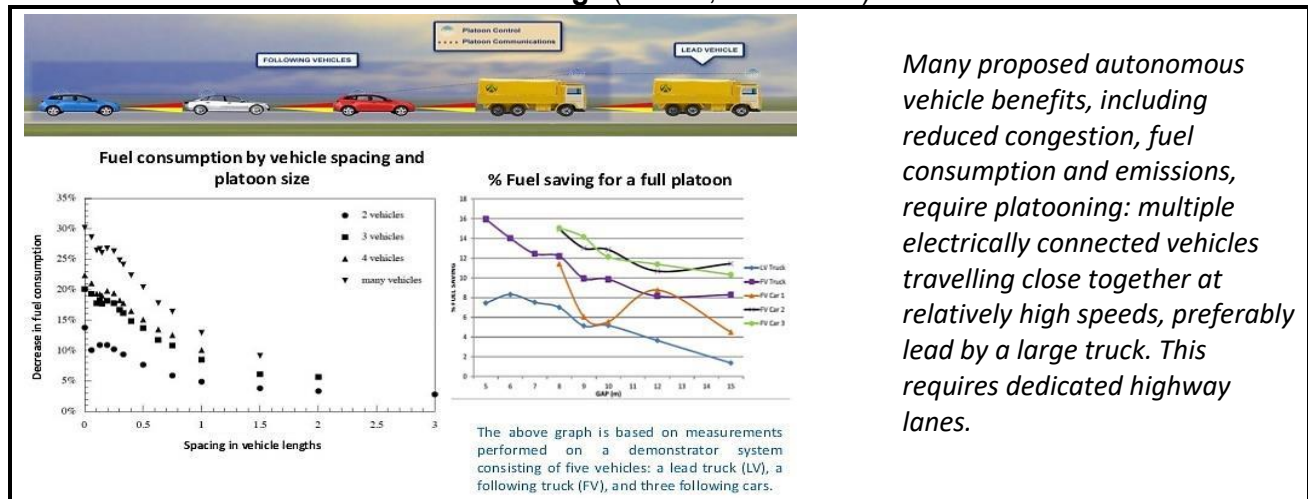
For example, should autonomous vehicles operate at legal speed limits or to match average traffic speeds on a roadway? How should they prioritize risks to vehicle occupants over risks to other road users? How should an autonomous vehicle respond if faced with unexpected conditions? To protect other road users and minimize other external costs, professional organizations should provide guidance concerning how autonomous vehicles should be programmed to trade-off costs and risks, and governments should establish regulations to ensure that autonomous vehicles are programmed.

Sohrabi, Khreis and Lord (2020) identified 32 pathways through which autonomous vehicles can affect public health, of which 17 are negative and 8 are positive. To maximize health benefits they recommend transportation demand management policies to favor shared, electric autonomous vehicles and prevent increases in total vehicle travel.

External Cost

Optimists claim that autonomous driving will significantly reduce external costs including traffic congestion, parking costs, crash risks and pollution emissions, but these impacts are uncertain (Eddy and Falconer 2017; Rodier 2018; TRB 2019). Under many circumstances they may increase some external costs. For example, if programmed to maximize passenger safety and comfort so they can rest or work while travelling they will reduce traffic speeds. Unless implemented with effective demand management incentives they are likely to increase total vehicle travel, traffic problems and sprawl, which can increase total congestion, crashes and pollution and other costs (Nadafianshamabadi, Tayarani and Rowangould 2021). Some benefits require dedicated lanes for platooning (Guhathakurta and Kumar 2019; Heaslip, et al. 2020), which are costly and only feasible on some highways, and they may require special signs, roadway markings, signals and transponders that add costs (Lawson 2018). Shared autonomous vehicles will need docking stations and passenger loading areas (Marsden, Docherty and Dowling 2020; Zhang and Wang 2020).

Exhibit 7 Driverless Car “Platooning” (Chuen, et al. 2013)



Many proposed autonomous vehicle benefits, including reduced congestion, fuel consumption and emissions, require platooning: multiple electrically connected vehicles travelling close together at relatively high speeds, preferably lead by a large truck. This requires dedicated highway lanes.

Optimists often assume that most autonomous vehicles will be electric, which reduce but do not eliminate pollution emissions, since a major portion of electricity is generated by pollution-emitting fossil fuels (Larco, et al. 2018; Reighmuth 2020), and electric vehicles produce non-exhaust particulate emissions from brake, tire and road wear, which are a major health hazard, particularly in dense urban areas (Air Quality Expert Group 2020).

Overall impacts will depend on how autonomous vehicles are designed and regulated. If programmed for maximum caution and passenger comfort, they will drive slowly and frequently stop to when faced with unexpected conditions, which will reduce traffic speeds and cause delays (Le Vine, Zolfaghari and Polak 2015). If programmed to maximize travel speeds they may increase risks to other road users and take shortcuts through neighborhoods.

Social Equity Impacts

Autonomous vehicles are likely to have various social equity impacts, as summarized below.

1. Horizontal equity with respect to subsidies

A basic economic principle is that markets (a transport system can be considered a market for mobility) are most efficient and equitable if prices (what consumers pay to use a good) reflect the costs of producing that good, or described differently, consumers should generally “get what they pay for and pay for what they get” unless subsidies are specifically justified.

To reduce congestion, crash risk, energy consumption and pollution emissions autonomous vehicles require dedicated travel lanes, and electric vehicles currently receive large purchase subsidies and are exempt from the road user fees that fossil fuel vehicle users pay through fuel taxes. As a result, without new cost-recovery pricing systems, electric autonomous vehicles may receive inequitable subsidies.

2. External traffic costs

External traffic costs (congestion, pedestrian delay, road and parking facility costs, crash risk and pollution emissions that vehicle travel imposes on other people) are inequitable.

Optimists predict that electric autonomous vehicles will reduce these costs, but their actual impacts are uncertain, and will depend on whether they induce more total vehicle travel, and public policies. If given dedicated lanes, autonomous vehicles can increase vehicle throughput, but under most circumstances their congestion impacts are likely to be mixed. They are likely to reduce crashes caused by human error, but will introduce new risks including hardware and software failures, malicious hacking, increased risk-taking if other road users feel safer, and the additional exposure caused by induced vehicle travel. Electric autonomous vehicles should reduce but not eliminate pollution emissions compared with fossil fueled vehicles. These benefits may be partly offset if autonomous driving increases total vehicle travel.

3. Horizontal equity with respect to road space

Road space is a scarce and valuable resource. Horizontal equity requires giving priority to space-efficient vehicles, such as vanpools and buses, so their passengers are not delayed by congestion caused by users of space-intensive modes, such as single-occupant automobiles.

Private autonomous vehicles are likely to have low occupancy rates. As previously described, without efficient road pricing it will often be cheaper for motorists to program their autonomous cars to circle the block or return home, to avoid paying for off-street parking, which will contribute even more to traffic congestion. To maximize equity, public roads should be managed and priced to favor space-efficient modes, including shared autonomous taxis and microtransit, and to limit traffic volumes to roadway capacity. This will be increasingly important as autonomous vehicles become more common, which will increase potential travel demands.

4. Vertical equity with respect to abilities and needs

This assumes that transportation policies should favor people with special needs, such as people with disabilities or impairments, families with children, travellers carrying baggage, or non-drivers located in automobile-dependent areas.

Autonomous vehicles can provide more independent mobility for people with some disabilities, such as visual impairments, and because of their lower costs, autonomous taxis can provide an affordable option for non-drivers for some trips.

5. Vertical equity with respect to income – affordability

This perspective assumes that public policies should favor poorer over wealthier people, and increase affordable transportation options, particularly to access essential services and activities (healthcare, basic services, education, jobs, etc.).

For the next two or three decades autonomous driving capability is predicted to increase annual costs by a few thousand dollars, to approximately \$10,000 per vehicle-year, to pay for additional hardware and software, maintenance, and mapping subscriptions. Autonomous taxis will probably cost \$0.50 to \$1.00 per mile, which is cheaper than human-powered taxis but more expensive than a personal human-operated automobile. This suggests that personal autonomous vehicles will not be affordable to lower-income households, and policies that favor their use, such as dedicated lanes, will be regressive. Autonomous taxi services can increase affordability compared with owning a personal vehicle for people who drive relatively low annual miles. Affordable transportation is usually defined as costing less than 15% of a household's total expenditure budget, so a \$40,000 annual expenditure household (second income quintile) can afford to spend up to \$6,000 per year on transportation, which can only pay for about 5,000 annual autonomous taxi-miles each for two adults.

This implies that most low- and moderate-income households can only benefit from autonomous vehicles as part of a multimodal lifestyle; autonomous vehicles will not help them afford the high-annual-miles generally required for living in sprawled locations.

In summary, autonomous vehicles are likely to support some equity goals but contradict others. Autonomous vehicles can provide independent mobility for some disadvantaged groups, such as people with visual impairments, and can reduce taxi and public transit operating costs, which increases affordability for people who drive less than about 5,000 annual miles. Private autonomous vehicles will be costly, so subsidies for their use tend to be unfair and regressive. They can reduce affordability and fairness, and harm non-drivers overall, if they induce additional vehicle travel and sprawl, which increases external costs (congestion, infrastructure costs, crash risk and pollution emissions imposed on other people), or if they increase automobile dependency and sprawl, which reduces affordable transport options.

Benefit and Cost Summary

The table below compares costs and benefits of various vehicle types.

Exhibit 8 Costs Compared

	Private Human-driven Vehicles	Private Autonomous Vehicles	Shared Autonomous Vehicles	Shared Autonomous Rides
Financial costs	Low fixed costs (particularly used cars), moderate variable.	High fixed costs, low variable costs.	Minimal fixed costs, moderate variable costs.	Minimum fixed costs, low variable costs.
Convenience	High. A private vehicle is available any time.	High. A private vehicle is available any time. Provides vehicle travel to non-drivers.	Moderate. Vehicles will often require several minutes to arrive. Provides door-to-door service.	Moderate. Collecting passengers will often take several minutes. Does not provide door-to-door service.
Comfort	Low to moderate, depending on driving conditions.	High. Users have their own vehicles with chosen amenities.	Moderate. Shared, vehicles may be abused.	Lowest. Travelers share vehicles with strangers.
External costs (congestion, facilities, crashes and pollution)	Moderate to high.	High. Likely to increase total vehicle travel which will increase external costs.	Moderate. May increase total vehicle travel in some circumstances and reduce it in others.	Lowest. Can reduce total vehicle travel and associated costs
Social equity impacts	Moderate to high. Inequitable.	Moderate to high. Least equitable.	Moderate to low. Mixed equity impacts.	Lowest. Most equitable.
Most appropriate uses	Moderate- and low-income suburban and rural residents.	Affluent suburban and rural residents	Suburban and urban travelers.	Urban travelers.

Vehicle types vary in their costs, convenience and comfort, and therefore their impacts on total vehicle travel.

Fulton, Compostella and Kothawala (2020) perform similar analysis of the monetary and non-monetary factors that affect travel decisions including travel time, stress, convenience, reliability, and preferences regarding driving and sharing vehicles.

Of course, these impacts will depend on specific vehicle features. Larger, higher-speed vehicles tend to be more costly than smaller, lower-speed vehicles, and electric vehicles have lower operating costs than fossil fuel vehicles. Financial costs are likely to be much higher during the first decade or two that autonomous vehicles are commercially available, and should decline as this technology becomes available in lower-priced models, and eventually in used vehicles.

Exhibit 9 summarizes autonomous vehicle benefits and costs, categorized according to whether they are internal (affect users) or external (affect other people). Total impacts will depend on how they affect total vehicle travel: if they stimulate more driving, external costs are likely to increase, but if they help reduce total vehicle travel, total costs should decline.

Exhibit 9 Autonomous Vehicle Potential Benefits and Costs

	Benefits	Costs/Problems
Internal (user impacts)	<p><i>Reduced drivers' stress and increased productivity.</i> Motorists can rest, play and work while travelling.</p> <p><i>Mobility for non-drivers.</i> More independent mobility for non-drivers can reduce motorists' chauffeuring burdens and transit subsidy needs.</p> <p><i>Reduced paid driver costs.</i> Reduces costs for taxis services and commercial transport drivers.</p>	<p><i>Increased vehicle costs.</i> Requires additional vehicle equipment, services and fees.</p> <p><i>Additional user risks.</i> Additional crashes caused by system failures, platooning, higher traffic speeds, additional risk-taking, and increased total vehicle travel.</p> <p><i>Reduced security and privacy.</i> May be vulnerable to information abuse (hacking), and features such as location tracking and data sharing may reduce privacy.</p>
External (Impacts on others)	<p><i>Increased safety.</i> May reduce crash risks and insurance costs. May reduce high-risk driving.</p> <p><i>Increased road capacity and cost savings.</i> More efficient vehicle traffic may reduce congestion and roadway costs.</p> <p><i>Reduced parking costs.</i> Reduces demand for parking at destinations.</p> <p><i>Reduced energy consumption and pollution.</i> May increase fuel efficiency and reduce emissions.</p> <p><i>Supports vehicle sharing.</i> Could facilitate carsharing and ridesharing, reducing total vehicle ownership and travel, and associated costs.</p>	<p><i>Increased infrastructure costs.</i> May require higher roadway design and maintenance standards.</p> <p><i>Additional risks.</i> May increase risks to other road users and may be used for criminal activities.</p> <p><i>Increased traffic problems.</i> Increased vehicle travel may increase congestion, pollution and sprawl-related costs.</p> <p><i>Social equity concerns.</i> May reduce affordable mobility options including walking, bicycling and transit services.</p> <p><i>Reduced employment.</i> Jobs for drivers may decline.</p> <p><i>Reduced support for other solutions.</i> Optimistic predictions of autonomous driving may discourage other transport improvements and management strategies.</p>

Autonomous vehicles can provide various benefits and costs, including external impacts on other people.

Some benefits, such as reduced driver stress and increased productivity, can occur with Level 4 automation (able to operate autonomously under certain conditions, such as grade-separated highways during clear weather), but most benefits require Level 5 automation (able to operate autonomously under all normal conditions), which allows vehicles to transport non-drivers and drive empty.

Travel Impacts

A key factor in this analysis is how autonomous operation will affect total vehicle travel (Circella and Hardman 2022; Miller and Kang 2019; Nunes et al. 2021). Exhibit 10 summarizes potential impacts.

Exhibit 10 Potential Travel Impacts (Miller and Kang 2019; Rodier 2018)

Increases Vehicle Travel	Reduces Vehicle Travel
<ul style="list-style-type: none"> • Increased vehicle travel by non-drivers. • Empty vehicle travel to drop off and pick up passengers, deliver goods, and travelling to maintenance stations. • Reduced vehicle operating costs (due to electrification) increases vehicle travel. • Increased passenger convenience and productivity encourages people to travel more. • Over the long run encourages more sprawled development and reduced public transit service. 	<ul style="list-style-type: none"> • More convenient shared vehicle services allow households to reduce vehicle ownership, which leverages vehicle travel reductions. • Self-driving buses, and better last-mile access, improve transit services. • Reduced traffic risk and parking facilities make urban living more attractive.

Autonomous vehicles can affect total vehicle travel in various ways.

Autonomous vehicles can increase non-drivers’ vehicle travel. By increasing passenger comfort and productivity, autonomous operation can make long-distance trips, including commutes, more endurable, increasing vehicle travel and sprawl. Electric vehicles cost about half as much to operate as comparable fossil-fuel vehicles. Because they cost more to own but less to drive than current automobiles, they give vehicle owners even more incentive to maximize their annual vehicle travel in order to get their money’s worth from these large fixed investments. This is likely to increase annual vehicle mileage, particularly by suburban and rural autonomous vehicle owners (Nunes et al. 2021). Jiang, He and Ma (2022) estimate that autonomous vehicles are likely to increase total vehicle travel about 10%. One study found that drivers who used Tesla semi-autonomous Autopilot technology drove nearly 5,000 more annual miles than those who didn’t because the increased comfort and reduced stress made them more willing to sit in traffic and take more long-distance trips (Circella and Hardman 2022). Another study found that families given free chauffeuring services increased their vehicle travel by 80%, with large increases in longer distance and zero-occupancy travel (Harb, et al. 2018).

On the other hand, by providing more efficient and affordable public transit and taxi services, improving walking and bicycling conditions, and reducing parking needs, shared autonomous vehicles may encourage vehicle sharing and urban environments. As a result, total travel impacts depend on the portion of households that choose urban rather than suburban or rural locations, and the portion that share rather than own autonomous vehicles.

Optimists predict that shared autonomous taxis will soon displace most private vehicles (Keeney 2017). For example, Kok, et al (2017), predicted that, “By 2030, within 10 years of regulatory approval of fully autonomous vehicles, 95% of all U.S. passenger miles will be served

by transport-as-a-service (TaaS) providers who will own and operate fleets of autonomous electric vehicles providing passengers with higher levels of service, faster rides and vastly increased safety at a cost up to 10 times cheaper than today’s individually owned (IO) vehicles.”

However, many travelers have good reasons to own rather than share vehicles:

- *Convenience.* Motorists often keep items in their vehicles, including car seats, tools, sports equipment and emergency supplies.
- *Speed and Reliability.* Under optimal conditions, taxis and ridehail vehicles arrive a few minutes of being summoned, but can take much longer, particularly during busy periods, for special vehicle types (to carry multiple passengers or a wheelchair), and in suburban and rural areas.
- *Costs.* Vehicle sharing is generally cost effective for motorists who drive less than about 6,000 annual miles. People who live in suburban and rural areas, who usually commute by car, or who for other reasons drive high annual miles will probably choose to own a private vehicle.
- *Status.* Many people take pride in their vehicles and driving ability, and so may prefer to own private vehicles that are capable of human operation.

Shared rides have lower costs but less convenience and comfort, since trips take longer to collect passengers, generally cannot offer door-to-door service, and passengers must travel in confined spaces with strangers. Vehicle dispatching adds delays and uncertainty, particularly in suburban and rural areas where an autonomous taxi pickup may take 10-20 minutes. Vehicle sharing generates *deadheading* (zero-passenger vehicle travel) for example, when loading passengers. More than 40% of current ridehailing vehicle travel is deadheading (Henao and Marshall 2018). If sharing services become common in an area, deadheading may decline but cannot disappear, particularly in suburban and rural areas where destinations are dispersed.

The table below compares the travelers and trips most suited to various vehicles.

Exhibit 11 Most Suitable Travelers and Trips

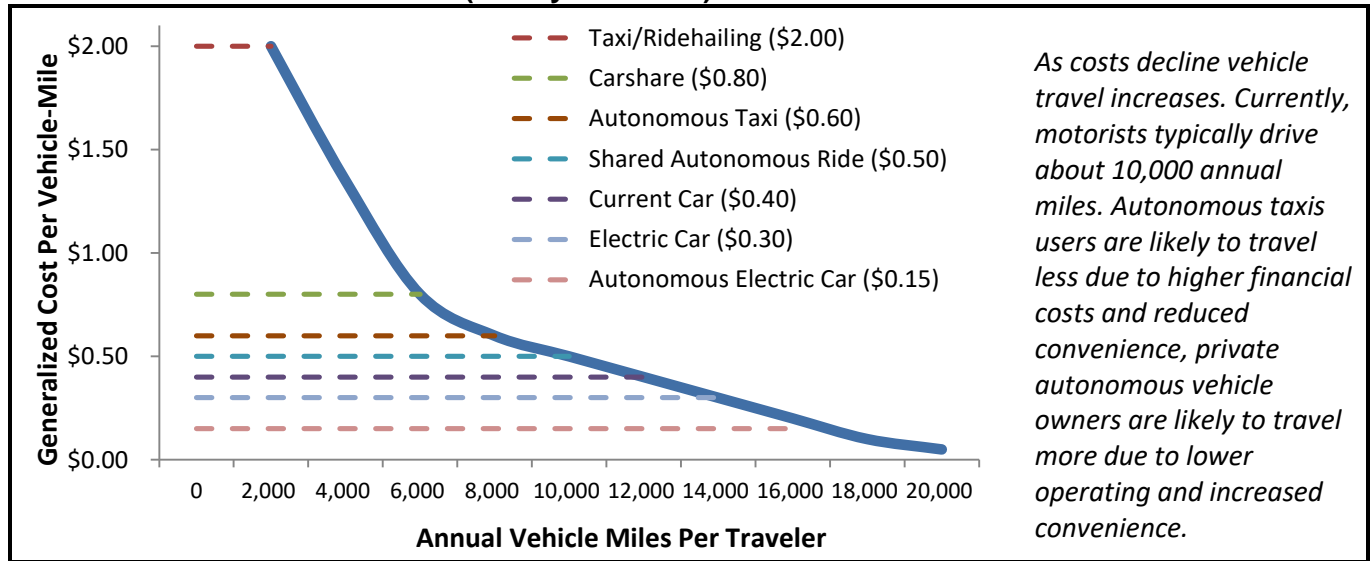
Human-Driven	Private Autonomous	Shared Autonomous
Moderate- and lower-income drivers, who purchased older, used vehicles.	Travelers who place a high value on comfort or status.	Trips currently made by taxi or carshare vehicles.
Motorists who prefer driving their vehicles for enjoyment or perceived safety sake.	Motorists who drive more than 6,000 annual miles.	Utilitarian trips currently made by a private vehicle driven less than 6,000 annual miles.
Travelers who place a high value on privacy.	Motorists who often carry equipment, tools, or special accessories in their vehicles.	Urban residents.
		People who want to save money more than time.

Some travelers are most suitable for private vehicles, other for shared vehicles.

One way to predict autonomous vehicle travel impacts is to consider how they affect *generalized costs*, which include vehicle operating expenses and travel time costs. As these costs decline, people tend to travel more. Taxi and ridehailing typically cost about \$2.00 per mile, current gasoline cars about 20¢ per mile, and electric cars about 5¢ per vehicle-mile, considering just short-term vehicle operating costs (fuel and tire wear). Drivers typically value their time at 20-40% of wage rates, or about 20¢ per minute; autonomous vehicles probably reduce travel time costs by about half, down to about 10¢ per minute. Shared vehicles add time costs as passengers wait for vehicles.

The figure below compares these costs on a travel demand curve, which illustrates how prices affect vehicle travel. Taxi and rideshare travel are relatively costly, so people who rely on these modes tend to generate relatively few vehicle-miles. Carsharing, autonomous taxis and autonomous rides are cheaper than taxis but more expensive and less convenient than private automobiles, resulting in moderate annual vehicle travel by people who rely on them. Conventional, fossil fuel automobile owners typically drive about 10,000 annual miles, and electric car owners are likely to drive somewhat more due to their low fuel costs. Electric autonomous vehicle owners are likely to increase automobile travel due to their low fuel and travel time costs.

Exhibit 12 Generalized Cost (Money and Time) Travel Demand Curve



Of course, these costs and consumer responses are difficult to predict and will depend on other factors, including quality of mobility services available, land use development conditions, and individual preferences. However, it is safe to predict that people who rely on shared autonomous vehicles will on average travel less, and those who own personal electric autonomous vehicle will travel more, than they would with conventional, fossil fuel, human-operated vehicles. Public policies can affect the amount of travel generated by these modes by affecting their financial and travel time costs, for example, through fuel and road user fees, and roadway management strategies that make shared vehicles more convenient and faster to use.

A survey of 1,000 U.S. adults found that many do not expect autonomous vehicles to significantly affect their travel, but those who do are far more likely to predict vehicle travel increases than declines (Fleming and Singer 2019). Sivak and Schoettle (2015b) estimate that accommodating non-drivers’ latent travel demands could increase total vehicle travel up to 11%. Trommer, et al. (2016) predict that autonomous vehicles will increase total vehicle travel 3-9%. Taiebat, Stolper and Xu (2019) predict that autonomous vehicles will increase average household’s vehicle travel by 2–47%, with the largest increases by higher income groups.

The table below summarizes travel impacts.

Exhibit 13 Autonomous Vehicle Impacts on Various Travel Demands

Travel Type	Autonomous Vehicle Impacts	Portion of Travel
Freight trucks	Particularly suitable for long-haul freight travel, due to its high labor costs and limited routes, mostly on grade-separated highways.	10%
Small commercial (trades and deliveries)	Trades (plumbers, computer technicians, etc.) carry equipment in their vehicles, so they are likely to own autonomous vehicles. Delivery companies can use autonomous vehicles to reduce costs. This may increase total vehicle travel.	5%
Public transport	Particularly suitable for public transit, due to its high labor costs. Allows micro-transit with frequent and demand-response services.	Currently 2%, but could increase.
Longer-distance (> 50 mile) personal trips	Particularly suitable for longer-distance personal trips, due to tedium. May increase longer-distance travel.	Currently 20%, but could increase.
Local suburban and rural	Affluent suburban and rural residents are likely to purchase private autonomous vehicles and increase total vehicle travel. Lower-income residents are likely to continue driving private vehicles or use shared autonomous vehicles, which could reduce their total vehicle travel.	50%
Local urban trips	Many are likely to shift from private cars to shared autonomous mobility services, which is likely to reduce their total vehicle travel.	20%
Non-drivers	Non-drivers are likely to increase their vehicle travel.	2-4% but increasing.

Autonomous vehicle travel impacts will vary by types of trips.

The following scenarios illustrate how autonomous vehicles would impact various users’ travel:

Jake is affluent and vision impaired. He purchases an autonomous vehicle as soon as they become available. *Impacts:* Autonomous vehicles allow Jake to maintain independent mobility which increases his vehicle travel.

Bonnie lives and works in a suburb. She can bike to most destinations but owns a car for occasional trips. When autonomous taxi services become available she gives up her private vehicle. *Impacts:* Autonomous vehicles allow Bonnie to avoid vehicle ownership and reduce vehicle travel.

Melisa and **Johnny** are shopping for a new home. Autonomous vehicles let them consider more distant houses because Melisa can rest and work while commuting. *Impacts:* Autonomous vehicles allow Melisa and Johnny to choose an exurban home which increased their total vehicle travel.

Garry is a responsible driver when sober but dangerous when drunk. Affordable autonomous vehicles allow him to avoid this risk. *Impacts:* Affordable used autonomous vehicles allow Garry to avoid impaired driving, accidents and revoked driving privileges, which reduces crash risks but increases his vehicle ownership and travel.

The table below summarizes the impacts of these various scenarios. In most of these scenarios autonomous vehicles increase total vehicle travel

Exhibit 14 Autonomous Vehicle Scenario Summary

	User Benefits	Travel Impacts	External Costs
Jake (affluent and visually impaired)	Independent mobility for non-drivers	Increased vehicle travel and external costs	Increased residential parking and roadway costs
Bonnie (multi-modal traveler)	Vehicle cost savings	Reduced vehicle ownership and travel	Reduced residential parking and roadway costs
Melisa and Johnny (suburban family)	Better home location options	Increased vehicle ownership and travel	Increased residential parking and roadway costs
Garry (high-risk driver)	Avoids driving drunk and associated risks	Less high-risk driving, more total vehicle travel	Increased residential parking and roadway costs

Autonomous vehicle availability can have various direct and indirect impacts.

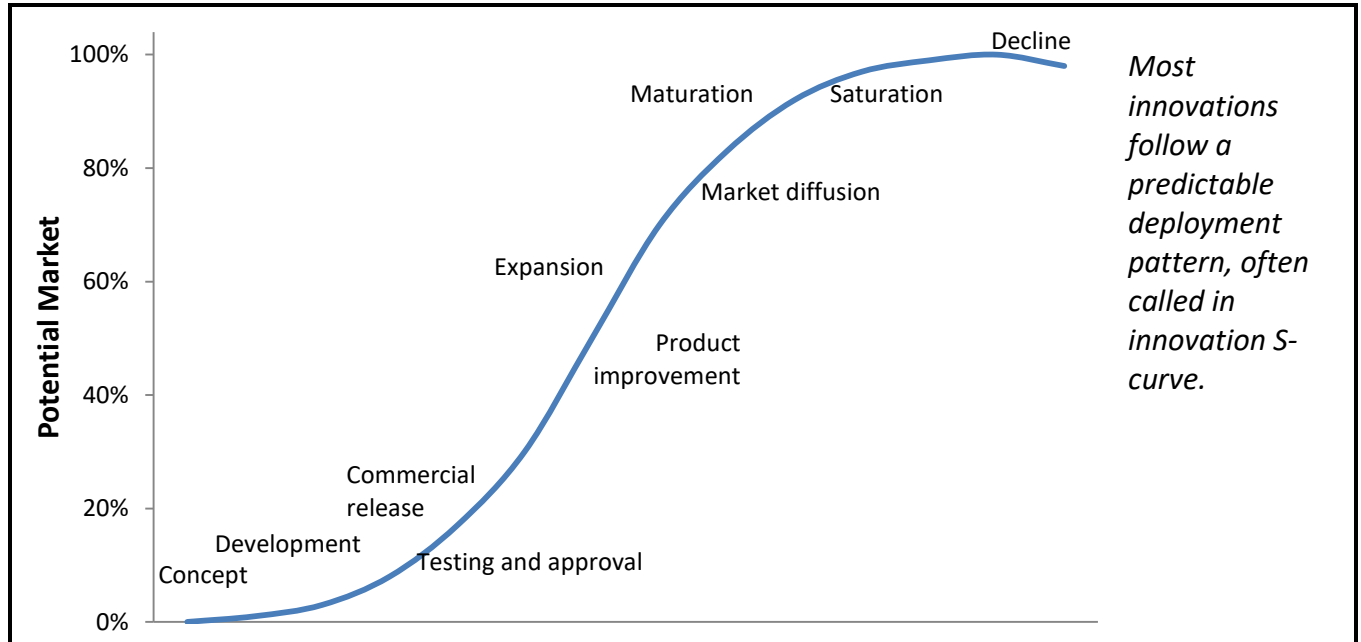
This suggests that with current policies, autonomous vehicles are likely to increase total vehicle travel by 10-30%, and possibly more, increasing traffic congestion and roadway infrastructure costs, and possibly crash risk and pollution emissions, depending on the type of travel that increases. Public policies will affect these impacts (Miller and Kang 2019). If policies make private autonomous vehicles affordable and attractive, for example, because electric vehicles pay minimal road user fees and autonomous vehicles have dedicated lanes, total vehicle travel is likely to increase. If they are charged efficient road user fees and roads have high occupancy vehicle lanes, shared rides will become more attractive, reducing total vehicle travel.

This additional vehicle travel tends to provide small marginal benefits, since it consists of travel that users most willingly forego if their costs increase. To value such benefits economists use the *rule of half*, which states that the benefits of additional travel are worth half the total per-trip saving (Litman 2021, “Evaluating Transportation Benefits”; World Bank 2005). For example, if a 10¢ per mile cost reduction caused a motorists to travel 1,000 additional vehicle-miles, the net benefit can be valued as \$50, calculated at $(10¢ \times 1,000)/2 = \$50$. Since vehicle travel imposes significant external costs, including congestion, infrastructure costs, and possibly crashes and pollution emissions, much of the additional vehicle travel is likely to be economically inefficient; its incremental benefits are less than its incremental costs.

Development and Deployment Predictions

New technologies generally follow an S-curve development pattern, as illustrated below. An initial concept usually experiences development, testing, approval, commercial release, product improvement, market expansion, differentiation, maturation, and eventually saturation and decline. Autonomous vehicle technology will probably follow this pattern.

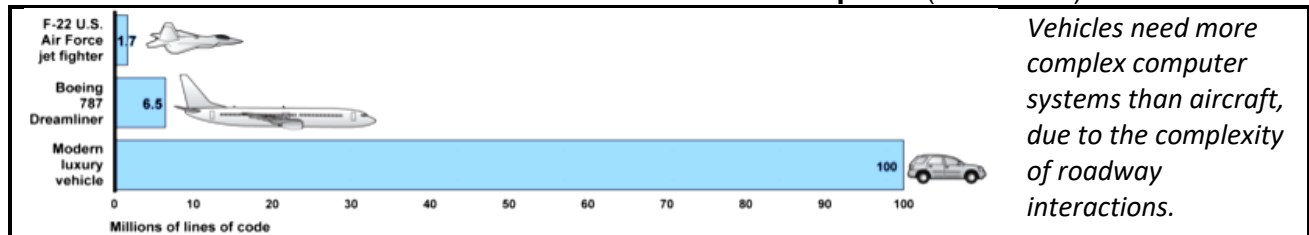
Exhibit 15 Innovation S-Curve



In 2015, autonomous vehicle expert Chris Urmson famously predicted that his son would never need a driver’s license because self-driving would be ubiquitous by the time he reached driving age in 2019, but when that year actually arrive he predicted a more modest, “hundreds or maybe thousands of self-driving vehicles on the road within five years” (The Economist 2019).

Autonomous vehicles are currently in development and testing stages; in 2021 they ranked 6 on the 10-point *Technology Readiness Level* (McLeod 2021). Because vehicles impose large external costs, including congestion and crash risks, they have higher testing and regulation standards than other technologies such as personal computers and mobile phones.

Exhibit 16 Aircraft and Automobile Software Code Compared (GAO 2016)



Operating a vehicle on public roads is complex due to the frequency of interactions with often-unpredictable objects and risks such as vehicles, pedestrians, cyclists, potholes and animals. As a result, autonomous vehicles require orders of magnitude more complex software than aircraft, as illustrated in Exhibit 18. Producing such software is challenging and costly, and will contain errors. There will certainly be system failures, some causing severe accidents.

Many current vehicles have Level 2 and 3 technologies such as cruise control, hazard warning and automated parking. Several companies are testing Level 4 vehicles in limited conditions (CPUC 2020). Although these vehicles may have up to 80-90% operability (vehicles can reach 80-90% of desired destination), achieving higher rates is increasingly difficult (Leonard, Mindell and Stayton 2020; Wharton 2017) and taking longer than optimists predicted (Wilson 2022b). For example, current automated fleets cannot operate in heavy rain or snow, or on unmapped and unpaved roads, and have trouble making left turns and responding to novel risks (Chafkin 2022). In 2022, autonomous taxi services are being tested but are unpredictable and slow (Metz 2022). Tesla's *Autopilot* offers automated operation in limited conditions, but its poor safety record (Dawn Project 2022) has delayed its deployment (Hawkins 2017). Significant technical progress is required before vehicles can operate autonomously under all normal conditions, including heavy rain and snow, and on unmapped or unpaved roads, and they will need additional years of testing, regulatory approval and commercial development in order to become reliable, affordable and profitable, and therefore common (Simonite 2016).

Consider one challenge. For safety sake motorists are advised to *drive defensively*, which means anticipating potential risks such as wild animals and playful children. To do this, autonomous vehicles will need a database that categorizes, for example, fire hydrants as low-risk, pets on leashes as medium risk, and wild animals such as kangaroos, as high risk. In addition, children sometimes dress in animal costumes, and adolescents in zombie variations. Most drivers can understand such risks. If a driver is warned, "Watch out for teenagers dressed in zombie kangaroo costumes," most could probably understand the threat since they too were once playful youths, but a computer would be flummoxed: its database is unlikely to include such unusual conditions so the vehicle would either miss-categorize the risk, perhaps treating costumed fun-seekers as injured crash victims or a riotous mob, or stop and wait for human instructions. These systems can self-learn and so could understand such behaviors if they become common, but cannot anticipate new conditions, and each new set of instructions will further increase system complexity and therefore potential risks and delays.

It is possible that the development, testing and approval required for Level 5 operation will only require a few years, but if the technology proves to be unreliable and dangerous, it could take much longer (Bhuiyan 2017). It is likely that different jurisdictions will impose different testing, approval and operating requirements, resulting in varying rates of deployment.

In addition to technological progress, market deployment depends on consumer demand: travelers' willingness to pay for autonomous mobility. Surveys indicate significant consumer concerns (Schoettle and Sivak 2014). Travelers will face *access anxiety* if their vehicle cannot reach all desired destinations (Grush 2017).

Although optimists predict that most vehicles will operate autonomously by 2030 (Johnston and Walker 2017; Keeney 2017; Kok, et al. 2017), most of them have financial interests in autonomous vehicle industries, and base their predictions on experience with electronic technologies such as digital camera, smart phones and personal computers rather than motor vehicle innovations. For example, the widely-cited report, “*Rethinking Transportation 2020-2030*” was written by ReThink, “an independent think tank that analyzes and forecasts the speed and scale of technology-driven disruption and its implications across society.” *Mobility-As-A-Service: Why Self-Driving Cars Could Change Everything*, was published by ARK Investment Management, and written by an analyst who has little apparent experience with transportation innovation. *Automotive Revolution – Perspective Towards 2030: How the Convergence of Disruptive Technology-Driven Trends Could Transform the Auto Industry*, was published by the McKinsey business management firm. Although their predictions are often qualified – autonomous vehicles “could” or “might” change everything – their conclusions are often presented with unjustified certitude.

Such reports are primarily oriented toward investors, and so focus on autonomous vehicle’s sales potential, but most policy and planning decisions depend on the portion of autonomous vehicles in the fleet and in total vehicle travel. Most new vehicle technologies are initially available as options in higher priced models and motorists seldom purchase new vehicles simply to obtain a new technology, so innovations generally take decades to fully penetrate fleets. Optimists argue that benefits will be large enough to justify premature scrapping of vehicles that lack autonomous driving capability, but that seems unlikely under realistic assumptions of their benefits and costs.

Most objective experts predict that Level 5 automation will require many more years for development and testing (Mervis 2017). For example, Michigan Mobility Transformation Center director Huei Peng said that, “it may be decades before a vehicle can drive itself safely at any speed on any road in any weather” (Truett 2016). Similarly, Toyota Research Institute CEO, Gill Pratt stated that autonomous driving, “is a wonderful goal but none of us in the automobile or IT industries are close to achieving true Level 5 autonomy” (Ackerman 2017). Uber self-driving vehicle lab director Raquel Urtasun said that, “Having self-driving cars at a smaller scale, on a small set of roads, we are fairly close ...Nobody has a solution to self-driving cars that is reliable and safe enough to work everywhere” (Marowits 2017). Artificial intelligence expert Yoshua Bengio said that, “I think people underestimate how much basic science still needs to be done before these cars or such systems will be able to anticipate the kinds of unusual, dangerous situations that can happen on the road” (Marowits 2017).

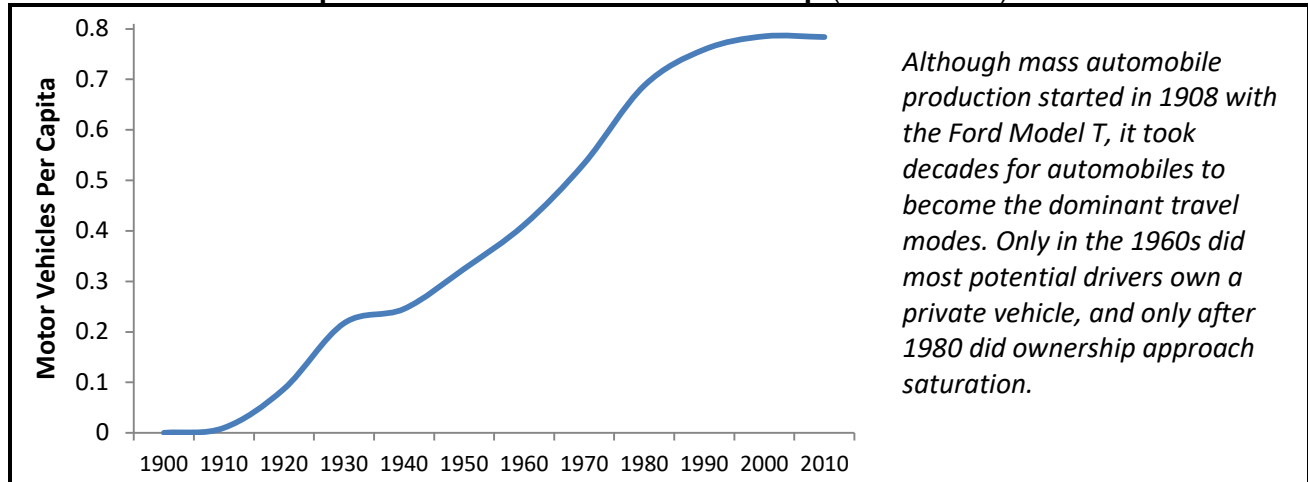
The following section uses experience with previous vehicle technologies to provide realistic predictions of autonomous vehicle development and deployment.

Experience with Previous Vehicle Technology Deployment

Previous vehicle technologies can help predict autonomous vehicle deployment.

Mass automobile production began in 1908 with the Ford Model T. By the 1920s, cities experienced traffic and parking congestion, and by the 1930s vehicles outnumbered households, but the transport system remained mixed, with most people relying on walking, bicycling and public transit in addition to their cars. Only after the 1960s did most adults have a private vehicle, and only after the 1980s did the market approach saturation.

Exhibit 17 U.S. Population and Automobile Ownership (FHWA 2016)



Below are other examples of vehicle technology development and deployment.

- *Automatic Transmissions* (Healey 2012). First developed in the 1930s, it took until the 1980s for them to become reliable and affordable. When optional, they typically cost an extra \$1,000 to \$2,000. They are included in 90% of new vehicle in North America, and 50% in Europe and Asia.
- *Air Bags* (Dirksen 1997). First introduced in 1973. Initially an expensive and sometimes dangerous option (they caused injuries and deaths), but became cheaper and safer, were standard on some models starting in 1988, and mandated by U.S. federal regulation in 1998.
- *Hybrid Vehicles* (Berman 2011). These became commercially available in 1997 but were initially unreliable and expensive. Their performance has improved but they typically increase vehicle prices about \$5,000. Between 2010 and 2020 they represented 2% to 3% of vehicle sales.
- *Remote lock/unlock, diagnostics, emergency response and navigation services*. OnStar became available in 1997, TomTom in 2002. Such services typically cost \$150-750 annually.
- *Vehicle Navigation Systems* (Lendino 2012). Vehicle navigation systems became available as expensive accessories in the mid-1980s. In the mid-1990s factory-installed systems became available on some models for about \$2,000. Performance and usability have since improved, and prices have declined to about \$500 for factory-installed systems, and under \$200 for portable systems. They are standard in many higher-priced models. Vehicle navigation apps, such as Google Maps and Waze, are available for free or a modest fee.

- *Electric vehicles* (“History of Electric Vehicles” Wikipedia). Battery-electric cars developed in the late 1800s, but were uncommon during most of the Twentieth Century. In the 1990s, major manufactures produced improved models, such as General Motor’s EV1, and by 2020 many companies sold high quality electric cars. Despite this progress, only about 1% of total vehicle sales are electric and high-performance models are expensive.

The table below summarizes their deployment. All of these technologies required decades from initial commercial availability to market saturation, and some have never become universal.

Exhibit 18 Vehicle Technology Deployment Summary

Technology	Deployment Cycle	Typical Cost Premium	Market Saturation Share
Automatic transmissions	50 years (1940s-90s)	\$1,500	90% U.S., 50% worldwide
Air bags	25 years (1973-98)	A few hundred dollars	100%, due to federal mandate
Hybrid vehicles	25+ years (1990s-2015+)	\$5,000	Uncertain. Currently about 4%.
Subscription services	15 years	\$400 annual	5-10%
Navigation systems	30+ years (1985-2015+)	\$500 and rapidly declining	Uncertain; probably over 80%.
Electric vehicles	100+ years	\$10,000 for high-performance	Probably 80%+

New technologies usually require several decades between commercial availability to market saturation.

Because autonomous vehicles are more complex and costly than these technologies, their market acceptance and penetration are likely to take longer (Lavasani and Jin 2016). New vehicles are becoming more durable, which reduces fleet turnover. As a result, new vehicle technologies normally require three to five decades to penetrate 90% of fleets. Deployment may be faster in developing countries where fleets are expanding, and in areas with strict vehicle inspection and replacement requirements, such as Japan’s *shaken* system. Annual mileage tends to decline with vehicle age: vehicles average approximately 15,000 miles their first year, 10,000 miles their 10th year, and 5,000 miles their 15th year, so vehicles older than ten years represent about 50% of fleets but only 20% of mileage (ORNL 2012, Table 3.8).

Deployment Predictions

The table below uses the previous analysis to predict autonomous vehicle sales, fleet and travel market penetration, assuming that Level 5 vehicles become commercially available in the late 2020s but are initially expensive and have limited performance. During their first decade only a minority of new vehicles are likely to be fully autonomous, with market shares increasing as their performance improves, prices decline, and consumers gain confidence. By 2045 as much as half of new vehicle sales could be autonomous, but without mandates, market saturation will probably take several decades, and some motorists may continue to choose human operated vehicles due to costs and preferences. These results are approximately consistent with other researchers’ estimates (Grush 2016; Lavasani and Jin 2016; Simonite 2016), although slower than optimistic predictions by some industry experts (Kok, et al. 2017; McKinsey 2016).

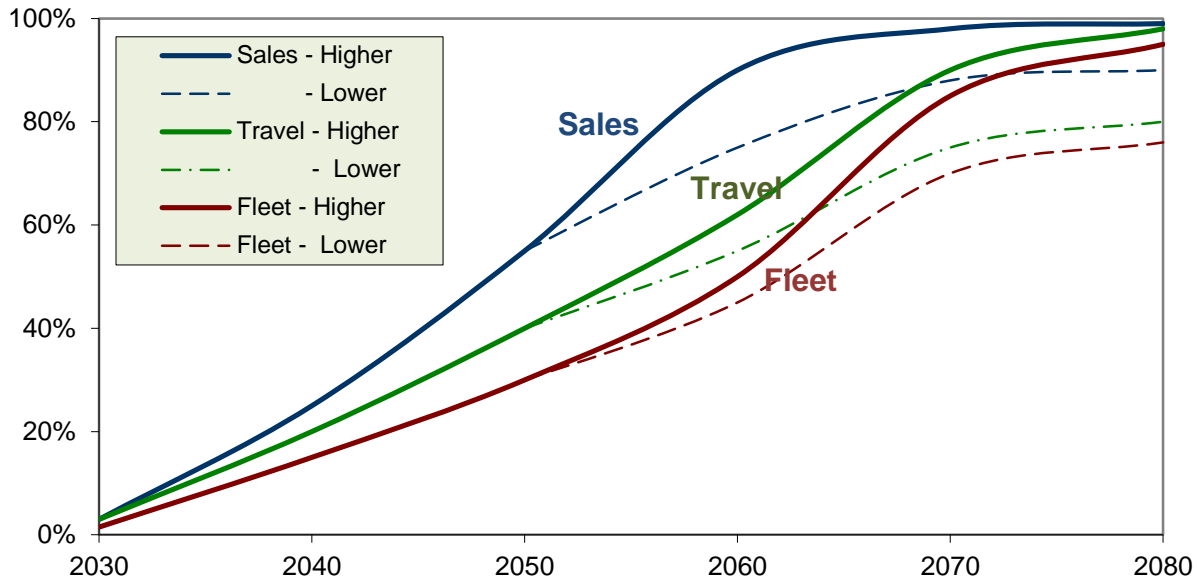
Exhibit 19 Autonomous Vehicle Market Penetration Projections

Stage	Decade	New Sales	Fleet	Travel
Development and testing	2020s	0%	0%	0%
Available with large price premium	2030s	2-5%	1-2%	1-4%
Available with moderate price premium	2040s	20-40%	10-20%	10-30%
Available with minimal price premium	2050s	40-60%	20-40%	30-50%
Standard feature included on most new vehicles	2060s	80-100%	40-60%	50-80%
Saturation (everybody who wants it has it)	2070s	?	?	?
Required for all new and operating vehicles	?	100%	100%	100%

Autonomous vehicle will probably take several decades to penetrate new vehicle sales, fleets and travel.

The figure below illustrates these deployment rates, including higher and lower estimates.

Exhibit 20 Autonomous Vehicle Sales, Fleet and Travel Projections (Based on Exhibit 13)



If autonomous vehicles follow previous vehicle technologies, it will take one to three decades for them to dominate new vehicle sales, and one or two more decades to dominate vehicle travel, and even at saturation a portion of vehicle travel may continue to be human operated, indicated by dashed lines.

Because of their high labor costs and predictable travel conditions, commercial vehicles – long-haul freight trucks and buses, and local taxi services – are likely to automate first. However, commercial drivers provide services including passenger assistance and security, unloading, monitoring and maintenance, so some vehicle operator jobs will change but not disappear.

Significantly faster implementation would require more rapid development, deployment and fleet turnover than previous vehicle technologies. For example, for most vehicle travel to be autonomous by 2045, almost all vehicles produced after 2035 would need to be autonomous, new vehicle purchase rates and spending would need to increase significantly so fleet turnover that normally takes three decades can occur in one, and many otherwise functional vehicles would be scrapped simply because they lack self-driving capability.

Shared mobility services, such as carsharing and ridehailing, are already reducing vehicle ownership and parking demand in some situations (DeLuca 2018). Autonomous vehicles could accelerate these trends, but as previously described, outside dense urban areas they are inconvenient and inefficient, and so are unlikely to replace the majority of private vehicle travel in suburban and rural areas where most Americans currently live.

The following factors affect the speed of autonomous vehicle deployment:

- **The speed of technological development.** Level 4 technologies (vehicles able to operate autonomously in limited conditions) are currently available, but significant technological progress is needed before vehicles can operate autonomously under all normal conditions. Reliable Level 5 operation may be available in five years or may require another 25 years.
- **Testing and regulatory approval.** Testing and approval standards are currently under development, but several more years may be required for these standards to be adopted in most jurisdictions, and additional time will be required for large-scale testing.
- **Incremental costs.** Autonomous vehicles require additional equipment and services which add costs. For the foreseeable future (one to three decades) autonomous operation will only be available in relatively expensive new vehicles, adding thousands of dollars in annual expenses compared with human-operated vehicles. High incremental costs will reduce the portion of new vehicles that have this technology, reducing the speed of fleet penetration.
- **Consumer travel and housing preferences and development practices.** Currently, most North American households live in automobile-dependent communities and own private vehicles. Autonomous vehicle sharing is most appropriate for households that live in more multi-modal communities where they travel less than about 6,000 annual miles by automobile. As a result, shared autonomous vehicle travel will become more common if many households are able to move into multi-modal communities. Consumer acceptance may be reduced by safety fears, privacy concerns, or preferences, resulting in a significant portion of vehicle travel remaining human-driven even after market saturation
- **Service quality and affordability.** If autonomous taxis are convenient, comfortable and affordable, many people may shift from owning to sharing vehicles. However, if they are unreliable, uncomfortable or expensive, more households will continue to own private vehicles.
- **Public policies.** Implementation could be accelerated if public policies encourage autonomous vehicle development and purchase, if road and parking pricing, and roadway management favor shared vehicles, if highway lanes are dedicated to autonomous vehicle platooning, if development policies allow more infill development, if autonomous operation is required for new vehicles, or if governments support scrapping a major portion otherwise functional vehicles because they lack autonomous driving capability.

Community Objectives

The table below describes how autonomous vehicles are likely to impact ten objectives.

Exhibit 21 Impacts on Community Objectives

Objectives	Likely Impacts
Congestion reduction	If they increase total vehicle travel they are likely to increase congestion.
Roadway cost savings	If they increase total vehicle travel and requiring special roadway design features, they are likely to increase total roadway costs.
Parking cost savings	If shared or programmed to drive to avoid parking they can reduce parking costs.
Consumer savings and affordability	Likely to be costly and so increase user costs unless shared.
Traffic safety	Likely to reduce human errors but introduce new risks, and by increasing total vehicle travel may increase total crashes.
Improved mobility options	Can increase mobility options for non-drivers, particularly if they are affordable.
Energy conservation	If they increase vehicle weight or total vehicle travel they are likely to increase energy consumption and pollution emissions. These impacts are reduced but not eliminated if they are electric powered.
Pollution reduction	
Physical fitness and health	May reduce fitness and health if they encourage driving over other modes.
Strategic development objectives	Likely to increase sprawl unless implemented with Smart Growth policies.

Autonomous vehicles may help achieve some planning objectives but contradict others.

This indicates that many impacts depend on their costs and how they are deployed. Personal autonomous vehicles can improve mobility options for non-drivers, and if users program their cars to return home or circle the block when unoccupied, they can reduce parking costs, but that will increase congestion and roadway costs, energy consumption, pollution emissions and sprawl-related costs. If implemented as shared services, such as self-driving buses, microtransit or taxis, they help achieve more community goals, particularly if implemented with TDM incentives that reduce total vehicle travel.

Exhibit 22 Comparing Benefits

Planning Objectives	Costly Personal AVs	Inexpensive Personal AVs	Shared AVs	Shared AVs with TDM Incentives
Congestion reduction	X	X		✓
Roadway cost savings	X	X		✓
Parking cost savings	✓	✓	✓	✓
Consumer savings and affordability	X	?	✓	✓
Traffic safety	?	?	?	✓
Improved mobility options	✓ (for affluent users)	✓	✓	✓
Energy conservation	X	X		✓
Pollution reduction	X	X		✓
Physical fitness and health	X	X		✓
Strategic development objectives	X	X		✓

(✓ = Achieve objectives. X = contradicts objective) Autonomous vehicle impacts will depend on their user costs and how they are deployed. Their benefits are greatest if deployed as shared services with TDM incentives.

Planning Implications

Autonomous vehicles raise various planning issues (Taeihagh and Lim 2018):

Roadway Design

Autonomous vehicles may require new roadway design features such as improved lane markings, signs designed to be read electronically, and wireless repeaters in tunnels to provide internet access. Autonomous driving may allow narrower traffic lanes, but to accommodate trucks and buses, large reductions are only feasible on special lanes limited to car traffic. As autonomous vehicles become more common, governments will be asked to dedicate highway lanes to their use, to allow platooning. Similarly, autonomous vehicles could eliminate the need for traffic signals, but this is only feasible in areas where all vehicle traffic is autonomous. To encourage shifts from lower- to higher-occupancy vehicle travel on congested corridors, governments may need to establish more HOV priority lanes.

Transportation Pricing

As previously described, with current policies, electric autonomous vehicles are likely to increase vehicle travel and traffic problems, typically by 10-30%, by reducing travel time and vehicle operating costs, stimulating more sprawled development and increasing deadheading (empty vehicle travel). In addition, electric vehicles currently pay no road user fees, which is unfair. To address these problems governments will need to impose new fees, which could include a combination of road user charges of 4-8¢ per vehicle-mile, plus decongestion pricing of 5-30¢ per vehicle mile when operating in congested conditions (Simoni, et al. 2019).

Curb Management

To facilitate vehicle sharing, cities will need to manage curbs to provide convenient passenger loading and unloading (Marsden, Docherty and Dowling 2020; OECD/ITF 2018). This involves providing passenger loading areas, or by managing on-street parking to increase turnover so at least one unoccupied space is usually available near every destination.

Parking Planning

Autonomous vehicles can affect future parking demands in many ways (Chai, et al. 2020; González-González, Nogués and Stead 2020; Marsden, Docherty and Dowling 2020; Zhang and Kaidi Wang 2020). Electric autonomous vehicles will require special parking facilities with electric charging stations and vehicle cleaning and maintenance services. Optimists predict that autonomous vehicles will significantly reduce parking demands and costs. A shift from private to shared vehicles can reduce total vehicle ownership and parking needs, and private vehicle owners may program their cars to return home after dropping off passengers, although that will increase traffic problems and add delays and uncertainty as to when passengers could be picked up. Most travelers will probably want their vehicles to be available within a few minutes, which will require parking within a mile or two of their destination. This may allow more off-site and shared parking, reducing but not eliminating urban parking demands.

Public Transit Needs

Autonomous vehicles can affect public transit demands in several ways.

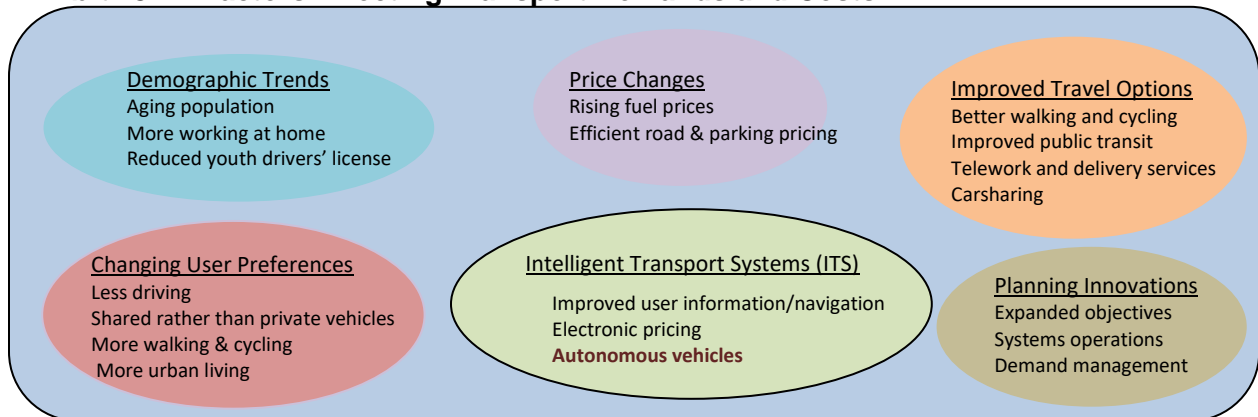
- Since labor represents the majority of transit operating costs, autonomous technologies could significantly reduce the costs of providing transit services. With a given budget, transit agencies can provide more frequent service using smaller vehicles, and in some situations, have flexible routes that deliver passengers closer to their destinations (paratransit).
- Cheaper taxi services can provide convenient mobility for non-drivers, either door-to-door or as a feeder to bus stops and train stations. This should be particularly effective in suburban and rural areas where conventional transit is inefficient.
- They can reduce conventional transit demand, which reduces revenue, cost efficiency and political support, resulting in reduced service quality. Because paratransit requires more road space and energy than public transit, shifts from public transit to autonomous vehicles are likely to increase traffic congestion, accidents and pollution emissions.

Some advocates claim that autonomous vehicles eliminate the need for conventional public transit services, but high capacity transit will still be needed on major travel corridors, and autonomous technologies can support transit by reducing operating costs and improving access to stops and stations (ITF 2014; TRB 2017). To avoid potential problems many experts recommend that governments impose efficient road pricing, develop high occupancy vehicle lanes and improve public transit services on busy travel corridors in order to limit traffic congestion and maintain transit system efficiency.

Other Trends Affecting Travel Demands

Autonomous vehicle development is just one of many trends that will affect future transport demands and planning needs, as illustrated below. Changes in demographics, consumer preferences, prices, information technologies, mobility options, and other planning innovations may have greater impacts than autonomous vehicles for the foreseeable future.

Exhibit 23 Factors Affecting Transport Demands and Costs



Autonomous vehicles are one of many factors affecting future transport demands.

Some benefits, such as reduced driver stress, can occur with Level 2-4 automation, but most benefits require Level 5 automation, and some only occur when they are shared, or if have dedicated lanes. The following matrix summarized the benefits provided by various AV types.

Exhibit 24 Benefits by Autonomous Vehicle Type

Autonomous Vehicle Types	Mobility for Non-drivers	Reduced Driver Stress	User Savings	Occupant Safety	External Benefits
Level 1-4 private vehicles		✓		?	
Level 5 private vehicles	✓	✓		✓	?
Shared autonomous vehicles	✓		✓		✓
Shared autonomous rides	✓		✓		✓
Dedicated AV lanes			✓		?

Various types of autonomous vehicles provide different types of benefits. Many benefits require Level 5 and shared vehicles.

The table below is a timeline for autonomous vehicle planning issues.

Exhibit 25 Autonomous Vehicle Planning Issues (Henaghan 2018; Largo, et al. 2018)

Issue	Analysis Required	Policies Required	Time
Reliability and safety	Evaluate reliability and safety. Establish regulatory framework.	Define performance, testing and data requirements for AV operation on public roads.	2020-30
Overall travel impacts	Investigate travel changes, and likely benefits and costs.	Transport management to reduce congestion, accidents and emissions.	2020-2040
Local vehicle traffic impacts	Investigate changes in motor vehicle traffic and their impacts.	Decongestion pricing, vehicle restrictions, HOV priority, and policies that favor shared rides.	2020-40
Safety	Investigate new risks, crash impacts particularly to other road users.	Regulate AVs to ensure safety for all road users. Price and manage roads for safety.	2020-60s
Mobility for non-drivers	Autonomous vehicle availability and affordability to non-drivers.	Policies that ensure that AVs serve people with disabilities and low incomes.	2020-30s
Impacts on vehicle sharing	Quality of shared autonomous vehicles and rides	Regulate and encourage shared autonomous vehicles and rides	2030-40s
Energy and emission impacts	AV fuel type and consumption. Impacts on total vehicle travel.	Encourage efficient and electric AVs. Price and manage roads to minimize total vehicle travel.	2030-60s
Parking and passenger loading	Impacts on vehicle ownership and use, and parking and loading needs.	Reduce parking requirements and efficiently manage parking and curb space.	2040-50s
Roadway design	Impacts on roadway traffic and design needs.	Change roadway designs. Consider creating AV lanes. Determine their funding and pricing.	2050-70s
Plan for mixed traffic	Degree of conflicts between AVs and other road users.	Develop polices and facility designs to minimize conflicts and risks.	2040-60s
Autonomous vehicle mandates	Potential benefits of mandating AVs.	If benefits are very large, require all vehicles to be AVs and restrict human driving.	2060-80s

This table identifies various needs and requirements to achieve autonomous vehicle planning objectives.

Because pedestrians and bicyclists are difficult for sensors to see, and less predictable than motor vehicles, autonomous vehicles may impose special risks on non-motorized travelers. The Pedestrian and Bicycle Information Center identifies ten risks that autonomous vehicles can impose on pedestrians and cyclists and how these can be minimized (PBIC 2017). Appleyard and Riggs (2018) identify planning principles to ensure that autonomous vehicles support community livability goals by improving driving behavior (slower speeds and enhanced ability to yield and stop), improving walking and bicycling conditions, and reducing parking needs.

Autonomous vehicle benefits will depend on public policies. The following table compares optimistic and pessimistic outcomes of autonomous vehicle policies.

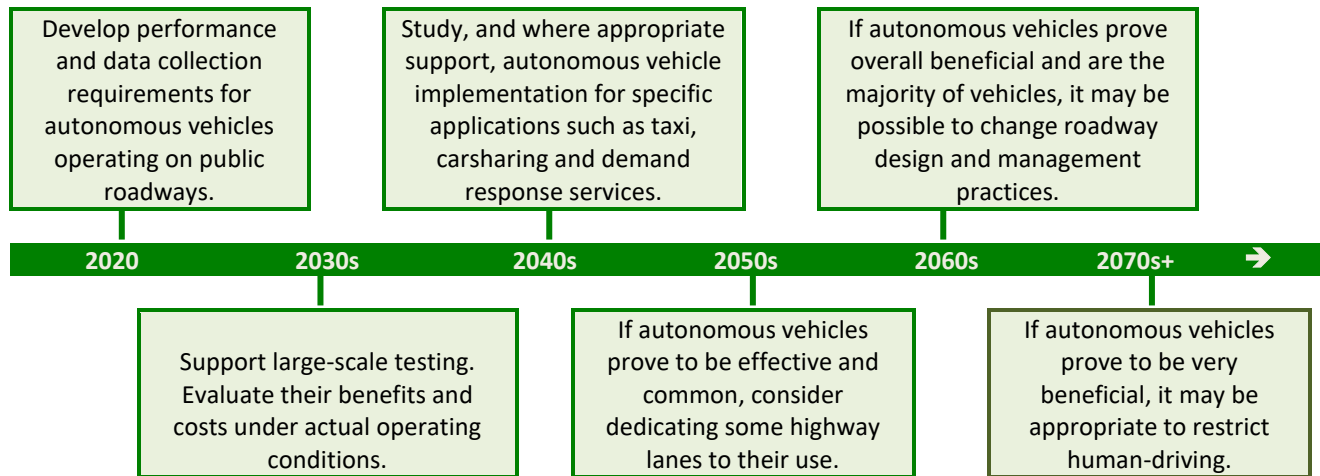
Exhibit 26 Optimistic and Pessimistic Outcomes (based on Papa and Ferreira 2018)

Issues	Optimistic Outcome	Pessimistic Outcome
Sharing	Policies encourage vehicle sharing.	AVs are promoted as private luxury goods.
Social inclusion	Policies designed to maximize AV affordability and accessibility ensure that they are widely available.	AVs are only affordable and available by privileged (affluent) users.
Environmental sustainability	AV policies support environmental goals.	AV policies give little consideration of to environmental goals.
Public transport	Public policies support public transport, providing funding and favoring shared vehicles in traffic.	Public policies focus too much on AVs and fail to support public transport.
Intermodal management	AVs are programmed to minimize risks and delay to other road users.	AVs are programed to favor occupants over other road users.
Data Network	Data networks are designed to maximize overall transport system efficiency and sustainability.	Data networks are designed to maximize profits, so critical information is sold.
Sensitive data management	Personal data are carefully managed based on general public interest.	Abundant personal data collected by AVs are used for commercial purposes.
Parking	Parking facilities are converted into buildings, active transport infrastructure and greenspace.	Parking policies remain as they are, so parking continues to consume valuable land.
Curb Access	Curb access is efficiently managed to serve shared vehicle passengers along with other uses.	Curb space is congested and dangerous, and other others (pedestrian and bicyclists) are harmed.
Land use policies	Urban areas become more attractive places to live. Transport policies promote quality of life.	Urban land is managed to accommodate AV travel, to the detriment of other social groups.
Transport planning	Transport planning is multi-modal, and favors resource-efficient modes.	Transport planning favors AVs, for example, with dedicated lanes and low user fees.

Autonomous vehicles raise many policy and planning issues.

The timeline below summarizes autonomous vehicle planning requirements.

Exhibit 27 Autonomous Vehicle Planning Requirement Time-Line



This timeline summarizes how autonomous vehicles are likely to impact transport planning.

Autonomous Taxi Service Impacts

In 2017 Waymo and Uber started testing driverless taxis in the Phoenix, Arizona region. (Bergen 2017; Lee 2017). Within a few months a pedestrian death put the program on hold but it was soon reestablished.

Phoenix was chosen because it has a mild climate, wide streets and relatively few pedestrians. The vehicles are relatively slow. Further development and testing is required before the technology can expand to cities with more severe weather or congestion, and its expansion will depend on the service’s profitability, which will require high consumer confidence and satisfaction, and cost reductions. As a result, it will probably take several years before commercial autonomous taxi services are widely available.

Taxis primarily serve local urban trips when travelers lack a private vehicle, which represents a minor portion of total travel. To significantly reduce vehicle travel and associated costs, autonomous taxis must become inexpensive, ubiquitous and integrated with other mobility options so households can reduce their vehicle ownership and rely on shared vehicles. This can be accelerated by public policies that discourage private vehicle ownership and encourage sharing, such as reduced parking supply, High Occupancy Vehicle Lanes, and convenient passenger loading areas.

This is consistent with predictions that during the 2020s autonomous vehicles will have limited availability and performance. If the technology improves and become affordable and reliable, so self-driving taxi services become profitable, they can expand to serve more areas and trip types. However, until most households shift from owning vehicles to relying on shared mobility services, and until a greater share of households live in compact and multi-modal neighborhoods, autonomous taxis will affect only a small portion of total travel and provide modest community benefits.

Potential Conflicts and Solutions

There are potential conflicts between user and community goals in autonomous vehicle design and programming. For example, if programmed to maximize passenger comfort they may reduce traffic speeds, and if programmed to protect occupants they may increase risks to other road users. Some benefits (reduced congestion and emissions) require dedicated autonomous vehicle lanes, which raise fairness, pricing and enforcement concerns.

There are also potential planning conflicts. By increasing total vehicle travel, encouraging dispersed development, and displacing public transit, autonomous vehicles can exacerbate congestion, sprawl and inequity problems. Shared vehicles reduce parking demand but increase the need for passenger loading facilities (OECD/ITF 2018). Some public interest organizations provide guidance for optimizing autonomous vehicle benefits (Cityfi 2023; Fulton, Mason and Meroux 2017; Kaohsiung EcoMobility 2017). The box below summarizes an example.

Shared Mobility Principles for Livable Cities (www.sharedmobilityprinciples.org)

1. Plan our cities and their mobility together.
2. Prioritize people over vehicles.
3. Support the shared and efficient use of vehicles, lanes, curbs, and land.
4. Engage with stakeholders.
5. Promote equity.
6. Lead the transition towards clean and renewable energy.
7. Support fair user fees across all modes.
8. Aim for public benefits via open data.
9. Work towards integration and seamless connectivity.
10. In dense urban areas autonomous vehicles should only operate in shared fleets.

The following strategies can help maximize autonomous vehicle benefits and minimize their social costs (Freemark, et al. 2022; González-González, Lynott 2018; ITF 2023; Larco, et al. 2018; Nogués and Stead 2020; Schlossberg, et al. 2018; WEF 2020):

- Emphasize social goals such as transport system efficiency, equity, affordability and safety.
- Test and regulate new technologies for safety and efficiency. Update traffic laws and liability policies to reflect autonomous vehicle operation.
- Ensure responsible collection, storage and sharing of key data, such as vehicle trips and conflicts to measure positive and negative impacts. Encourage data system and platform interoperability.
- Require autonomous vehicles to be programmed based on ethical and community goals.
- Implement efficient pricing, road space prioritization and TDM programs to favor higher value trips and space-efficient modes, and to prevent vehicle traffic growth by autonomous vehicles.
- Ensure that shared autonomous services are affordable and serve people with special needs.
- Integrate shared autonomous services into multi-modal transportation systems, for example, to provide last-mile access to public transit stations and to reduce traffic lanes so more road space is available for bikelanes, sidewalks and greenspaces.
- Incorporate *universal design* that accommodates people with special needs and abilities.
- Use vehicle traffic reductions to redesign streets and improve urban livability.
- Reduce parking supply to take advantage of shared autonomous vehicles.
- Efficiently price development to prevent inefficient sprawl.

Conclusions

Many people wonder how soon autonomous vehicles will help solve transportation problems. Optimists predict that by 2030, autonomous vehicles will be sufficiently reliable, affordable and common to displace most human driving, providing huge savings and benefits. However, there are good reasons to be skeptical. Most optimistic predictions are made by people with financial interests in the industry, based on experience with disruptive technologies such as digital cameras, smart phones and personal computers. They tend to ignore significant obstacles to autonomous vehicle development and exaggerate future benefits.

There is considerable uncertainty concerning autonomous vehicle development, demands, benefits, costs, and travel impacts. Operating a vehicle on public roads is complicated due to frequent interactions with often-unpredictable animals, people and vehicles. Considerable progress is needed before autonomous vehicles can operate reliably in mixed urban traffic, heavy rain and snow, unpaved and unmapped roads, and with unreliable wireless service. Years of testing and regulatory approval are required before they are commercially available in most jurisdictions. The first commercially available autonomous vehicles are likely to be expensive, limited in performance, and will introduce new risks. These constraints will limit sales. Many motorists will be reluctant to pay thousands of extra dollars for vehicles that will sometimes be unable to reach a destination due to inclement weather or unmapped roads. Vehicles last longer, cost more, impose larger external costs, and are more highly regulated than most other consumer goods, so new vehicle technologies are slow to penetrate markets. It will probably take decades for most vehicles to be autonomous, and some motorists may resist them.

Optimistically, Level 5 autonomous vehicles will be safe and reliable by 2025. A few more years will be required for testing and regulatory approval, so by 2030, autonomous vehicles may be commercially available and allowed to operate in many areas. If they follow the pattern of previous vehicle technologies, during the 2030s and probably the 2040s, they will be expensive and limited in performance, sometimes unable to reach a desired destination or requiring human intervention when they encounter unexpected situations. Customers will include affluent high-annual-mileage motorists, and businesses that use vehicles to transport equipment and goods. For the foreseeable future most moderate- and low-income households will continue to use human-operated vehicles. It will probably be the 2050s before private autonomous vehicles are affordable to most middle- and lower-income motorists.

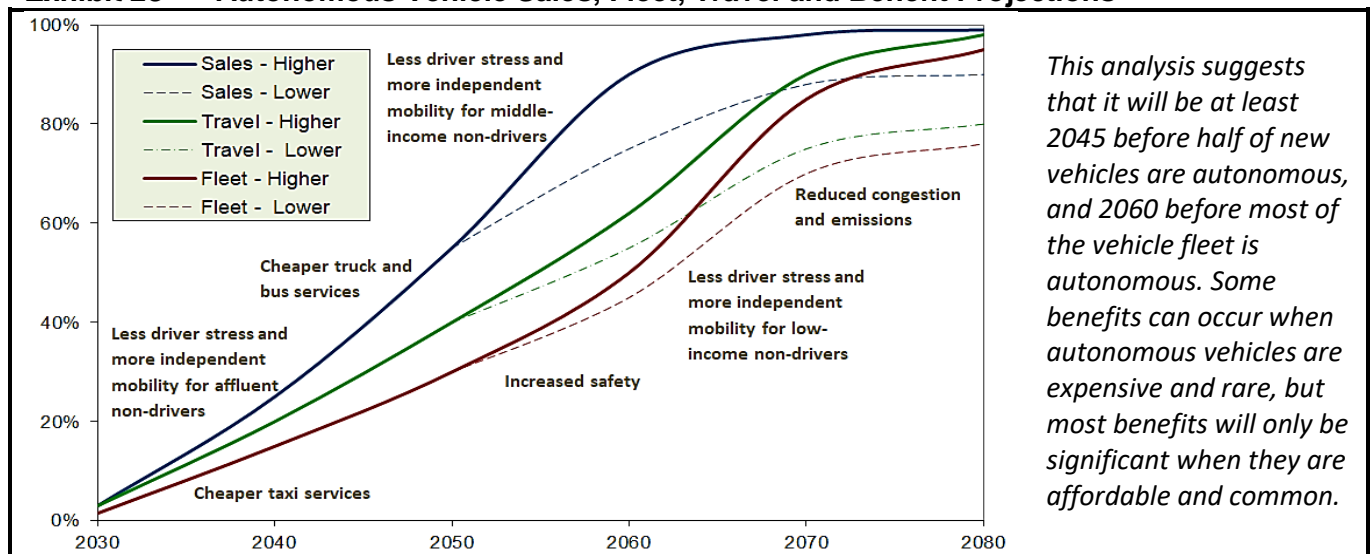
Shared autonomous vehicles (self-driving taxis) and rides (micro-transit services) are being tested in some jurisdictions but it will probably be the 2030s before they are widely available. Shared *vehicles* have moderate operating costs and offer moderate convenience and comfort. They should be cheaper than current taxi and ridehailing services, but offer less service since no driver will be available to assist passengers, provide security, or clean vehicles. Vehicle dispatching will sometimes be slow and unpredictable, particularly in less dense areas. Shared *rides* have the lowest costs but the least convenience and comfort since collecting passengers add delays, they cannot provide door-to-door service, and passengers must share confined spaces with strangers. Because of these limitations, shared vehicles and rides will primarily serve urban trips and are unlikely to dominate suburban and rural travel.

This analysis suggests that it will be at least 2045 before most vehicles are autonomous, and longer before they are affordable. Significantly faster deployment will require scrapping most otherwise functional vehicles that lack self-driving ability. Some benefits, such as reduced driver stress and independent mobility for affluent non-drivers, can occur when autonomous vehicles are relatively costly and rare. However, most benefits, such as independent mobility for moderate-income non-drivers, can only be significant if they become common and affordable, and some benefits, such as reduced congestion and emissions, require dedicated lanes to allow platooning. Their social equity impacts are mixed, they are likely to reduce some external costs but increase others, and they can benefit some disadvantaged groups but harm others, particularly if they induce additional vehicle travel and sprawl. Self-driving taxis and micro-transit services can provide greater efficiency and equity benefits, particularly if public policies favor shared vehicle travel, with decongestion pricing and high-occupancy vehicle lanes.

Many predictions assume that most autonomous vehicles will be electric, which have low fuel costs but require costly batteries and currently pay no fuel taxes. Incorporating battery replacement costs and efficient road user fees increases electric vehicle operating costs to be similar to fossil fuel vehicles. Because of their high labor costs and predictable routes, self-driving buses and trucks may become common relatively quickly but many of these vehicles will still need employees on board to provide passenger assistance, security, loading and unloading.

The figure below illustrates market penetration and benefit predictions. Level 4 autonomy (able to operate autonomously under limited conditions, such as on grade-separated highways) can reduce driver stress and increase productivity, but most benefits require Level 5 autonomy (able to operate autonomously under all normal conditions) so vehicles can transport non-drivers and travel empty to pick up or drop off passengers. Some benefits, such as independent mobility for affluent non-drivers, may occur while autonomous vehicles are expensive and rare, but most benefits require that they be affordable and common, which will take decades.

Exhibit 28 Autonomous Vehicle Sales, Fleet, Travel and Benefit Projections



This analysis suggests that it will be at least 2045 before half of new vehicles are autonomous, and 2060 before most of the vehicle fleet is autonomous. Some benefits can occur when autonomous vehicles are expensive and rare, but most benefits will only be significant when they are affordable and common.

An important planning issue is whether autonomous vehicles will increase or reduce total vehicle travel and associated problems. It could go either way. By increasing non-drivers' vehicle travel, increasing travel convenience and comfort, reducing vehicle operating costs, generating empty vehicle-miles and encouraging more sprawled development, they are likely to increase vehicle travel and associated problems. With current policies, vehicle travel and sprawl are likely to increase 10-30%, with larger impacts in rural and suburban areas. This additional travel provides marginal consumer benefits, and since vehicle travel imposes significant external costs, much of the additional vehicle travel is likely to be economically inefficient: its total costs are smaller than their total benefits. Alternatively, autonomous vehicles could facilitate vehicle sharing, allowing households to reduce vehicle ownership and vehicle travel, providing large savings and benefits. Their net impacts will depend on transport and land use development policies. If implemented with transportation demand management (TDM) incentives, such as efficient road pricing and shared vehicle lane networks, they can reduce total vehicle travel and associated problems, increasing their net benefits.

Another critical issue is the degree that potential benefits can be achieved when only a portion of vehicle travel is autonomous. Some benefits, such as improved mobility for affluent non-drivers, may occur when autonomous vehicles are uncommon and costly, but many potential benefits, such as reduced congestion and emission rates, reduced traffic signals and lane widths, require that vehicles operate autonomously in dedicated lanes.

Some public interest organizations have developed guidelines for optimizing autonomous vehicle benefits. These emphasize social goals such as overall system-wise safety and efficient, and transportation demand management to limit vehicle travel to roadway capacity and favor high-occupancy over lower-occupancy vehicles.

Autonomous vehicle implementation is just one of many trends likely to affect future transport demands and impacts, and not necessarily the most important. Their ultimate impacts depend on how autonomous vehicles interact with other trends, such as shifts from private to shared vehicles. Autonomous vehicles will probably not be a "game changer" during most of our lives, and will only cause a "paradigm shift" if this technology causes large shifts from private to shared vehicles and creates more multi-modal communities.

Transportation professionals have important roles to play in autonomous vehicle development and deployment. We must anticipate how new technologies and services are likely to affect road, parking and public transit needs, and how to respond to minimize problems and maximize total benefits. We can help define the standards they must meet to legally operate on public roads. We should evaluate their benefits and costs and develop policies to maximize net benefits and ensure that their deployment supports strategic community goals.

References

- AAA (annual reports), *Your Driving Costs*, American Automobile Association (<http://newsroom.aaa.com>); at <https://publicaffairsresources.aaa.biz/YDC/html5/index.html>.
- AAA (2018), *Advanced Driver Assistance Systems (ADAS) Repair Costs*, Fact Sheet, AAA News Room (<https://newsroom.aaa.com>); at <https://bit.ly/39JO6Cl>.
- Evan Ackerman (2017), "Toyota's Gill Pratt on Self-Driving Cars and the Reality of Full Autonomy," *Spectrum*, International Institute of Electrical Engineers (www.ieee.org); at <https://bit.ly/2FJYJax>.
- Air Quality Expert Group (2020), *Non-Exhaust Emissions from Road Traffic*, UK Department for Environment, Food and Rural Affairs (<https://uk-air.defra.gov.uk>); at <https://bit.ly/2Ufin64>.
- APA (2016), *Autonomous Vehicles: Knowledgebase Collection*, American Planning Association (www.planning.org); at www.planning.org/knowledgebase/autonomousvehicles.
- Bruce Appleyard and William Riggs (2018), *10 Principles Toward More Sharing and Less Sprawl: A Manifesto for Street Livability, Health, and Humanity in the Era of Driverless Cars*, Planetizen (www.planetizen.com); at www.planetizen.com/features/96769-10-principles-toward-more-sharing-and-less-sprawl.
- Jaâfar Berrada and Fabien Leurent (2017), "Modeling Transportation Systems involving Autonomous Vehicles: State of the Art," *Transportation Research Procedia*, Vol. 27, pp. 215-221 (<https://bit.ly/2IK9iwO>).
- Brad Berman (2011), *History of Hybrid Vehicles*, Auto Guide; at <https://bit.ly/42YMAyp>.
- Patrick Bösch, et al. (2017), *Cost-based Analysis of Autonomous Mobility Services*, Working Paper 1225, Institute for Transport Planning and Systems (www.ivt.ethz.ch); at <https://bit.ly/3glVlpW>.
- Meredith Broussard (2018), "The Dirty Truth Coming for Self-Driving Cars: Trash. Odors. Bodily Fluids. Will Autonomous Rideshares be Ready for our Mess?" *Slate* (<https://slate.com>); at <https://slate.me/2Ls9Irl>.
- Max Chafkin (2022), "Even After \$100 Billion, Self-Driving Cars Are Going Nowhere," *Bloomberg Businessweek* (www.bloomberg.com); at <https://bloom.bg/3CTG2km>.
- Huajun Chai, et al. (2020), *The Impacts of Automated Vehicles on Center City Parking Demand*, National Center for Sustainable Transport (<https://ncst.ucdavis.edu>); at <https://bit.ly/2CxLAEc>.
- Tay Hong Chuen, et al. (2013), *Autonomous Vehicles*, MT5009; at <https://bit.ly/2RTGdS7>.
- Giovanni Circella and Scott Hardman (2022), *Driverless Cars Won't be Good for the Environment if They Lead to More Auto Use*, *The Conversation* (<https://theconversation.com>); at <https://bit.ly/3gkmrgO>.
- Cityfi (2023), *Autonomous Vehicles: A Guide for Cities*, Urbanism Next Center (www.urbanismnext.org); at <https://tinyurl.com/3eivpway>.
- CPUC (2020), *Autonomous Vehicle Pilot Permits Issued*, California Public Utilities Commission (www.cpuc.ca.gov/avcissued).

Hana Creger, Joel Espino and Alvaro S. Sanchez (2019), *Autonomous Vehicle Heaven or Hell? Creating a Transportation Revolution that Benefits All*, Greenlining (<http://greenlining.org>); at <https://bit.ly/2W710ab>.

Angela DeLuca (2018), *Ending the Search for Parking*, Urbanism Next (<https://urbanismnext.uoregon.edu>); at <https://bit.ly/2q6uTWD>.

Stephen Dirksen (1997), *Air Bags: History of American Technology*, Bryant University Community Web (http://web.bryant.edu/~ehu/h364proj/sprg_97/dirksen/airbags.html).

Dawn Project (2022), *Tesla Full Self-driving Safety Analysis*, The Dawn Project: Making Computers Safe for Humanity (<https://dawnproject.com>); at <https://bit.ly/3rlvh4q>.

The Economist (2019), "Driverless Cars are Stuck in a Jam," 10 October (www.economist.com); at www.economist.com/leaders/2019/10/10/driverless-cars-are-stuck-in-a-jam.

John Eddy and Ryan Falconer (2017), *A Civil Debate: Are Driverless Cars Good for Cities?*, Doggerel (<http://doggerel.arup.com>); at <https://bit.ly/3Hl2sdX>.

Kevin Eykholt, et al. (2018), "Robust Physical-World Attacks on Deep Learning Models," *Cryptography and Security* (<https://arxiv.org/abs/1707.08945>).

Fehr & Peers (2014), *Effects of Next-Generation Vehicles on Travel Demand & Highway Capacity*, Fehr and Peers (www.fehrandpeers.com); at www.fehrandpeers.com/fpthink/nextgenerationvehicles.

FHWA (Annual reports), *Highway Statistics*, Federal Highway Administration (www.fhwa.dot.gov); at www.fhwa.dot.gov/policyinformation/statistics.cfm.

Kelly Fleming and Mark Singer (2019), *Energy Implications of Current Travel and the Adoption of Automated Vehicles*, National Renewable Energy Laboratory; at www.nrel.gov/docs/fy19osti/72675.pdf.

Yonah Freemark, et al. (2022), *Regulations to Respond to the Potential Benefits and Perils of Self-Driving Cars*, Urban Institute (www.urban.org); at <https://urbn.is/3UE7EkI>.

Lew Fulton, Jacob Mason and Dominique Meroux (2017), *Three Revolutions in Urban Transportation*, UC Davis and ITDP (www.itdp.org); at www.itdp.org/publication/3rs-in-urban-transport.

Lewis Fulton, Junia Compostella and Alimurtaza Kothawala (2020), *Estimating the Costs of New Mobility Travel Options: Monetary and Non-Monetary Factors*, National Center for Sustainable Transportation (https://escholarship.org/uc/itsdavis_ncst); at (<https://doi.org/10.7922/G20R9MN8>).

GAO (2016), *Vehicle Cybersecurity: DOT and Industry Have Efforts Under Way, but DOT Needs to Define Its Role in Responding to a Real-world Attack*, GAO (www.gao.gov); at <https://bit.ly/1ruZi09>.

GM (2020), *OnStar Services* (www.onstar.com).

Esther González-González, Soledad Nogués and Dominic Stead (2020), “Parking Futures: Preparing European Cities for the Advent of Automated Vehicles,” *Land Use Policy*, Vo. 90 (doi.org/10.1016/j.landusepol.2019.05.029).

David G. Groves and Nidhi Kalra (2017), *Enemy of Good: Autonomous Vehicle Safety Scenario Explorer*, Rand Corporation (www.rand.org); at www.rand.org/pubs/tools/TL279.html.

Bern Grush (2016), *Driverless Cars Ahead: Ontario Must Prepare for Vehicle Automation*, Residential and Civil Construction Alliance of Ontario (RCCAO); at <https://bit.ly/2DFNNwy>.

Bern Grush and John Niles (2018), *The End of Driving: Transportation Systems and Public Policy Planning for Autonomous Vehicles*, Elsevier (www.elsevier.com/books/the-end-of-driving/niles/978-0-12-815451-9).

Erick Guerra (2015), “Planning for Cars that Drive Themselves,” *Journal of Planning Education and Research*, pp. 1–15 (DOI: 10.1177/0739456X15613591); at <http://bit.ly/1RqcBaZ>.

Subhrajit Guhathakurta and Amit Kumar (2019), “When and Where are Dedicated Lanes Needed under Mixed Traffic of Automated and Non-Automated Vehicles for Optimal System Level Benefits?,” Center for Transportation, Equity, Decisions and Dollars (<https://ctedd.uta.edu>); at <https://bit.ly/3lgxA6l>.

Mustapha Harb, et al. (2018), “Projecting Travelers into a World of Self-Driving Vehicles,” *Transportation*, Vol. 45, pp. 1671-1685 (<https://link.springer.com/article/10.1007%2Fs11116-018-9937-9>).

Mark Harris (2014), “FBI Warns Driverless Cars Could Be Used As 'Lethal Weapons'” *The Guardian* (www.theguardian.com), 16 July 2014; at <https://bit.ly/1p7fQU6>.

Andrew Hawkins (2017), “Tesla’s Autopilot is Supposed to Deliver Full Self-Driving, So Why Does it Feel Stuck in the Past?,” *The Verge* (www.theverge.com); at <https://bit.ly/2Fmfed>.

James R. Healey (2012), “Stick Shifts Popular Again, Despite Lower Gas Mileage,” *USA Today*, 30 April (www.usatoday.com); at <https://bit.ly/2FoFPdc>.

Kevin Heaslip, et al. (2020), *Assessment of Capacity Changes Due to Automated Vehicles on Interstate Corridors*, Virginia Transportation Research Council (www.virginiadot.org); at <https://bit.ly/3Aghf71>.

Jennifer Henaghan (2018), *Preparing Communities for Autonomous Vehicles*, American Planning Association (www.planning.org); at <https://bit.ly/2piKBhX>.

Alexandro Henao and Wes Marshall (2018), “The Impact of Ridehailing on Vehicle Miles Traveled,” *Transportation* (<https://doi.org/10.1007/s11116-018-9923-2>).

Jeremy Hsu (2017), “When It Comes to Safety, Autonomous Cars Are Still ‘Teen Drivers,’” *Scientific American* (www.scientificamerican.com); at <http://bit.ly/2j9gFPT>.

Kyle Hyatt (2020), *Toyota had the Most Autonomous Vehicle Disengagements*, Road Show (www.cnet.com); at www.cnet.com/roadshow/news/2019-california-self-driving-disengagement-report-baidu-waymo-cruise.

Intellias (2018), *How a Self-Driving Car Could Save You Money*; at <https://bit.ly/36ZVBDD>.

ITF (2018), *Safer Roads with Automated Vehicles?* International Transport Forum (www.itf-oecd.org); at www.itf-oecd.org/sites/default/files/docs/safer-roads-automated-vehicles.pdf.

ITF (2023), *Preparing Infrastructure for Automated Vehicles*, International Transport Forum (www.internationaltransportforum.org) at www.itf-oecd.org/preparing-infrastructure-automated-vehicles.

Qinhua Jiang, Brian Yueshuai He and Jiaqi Ma (2022), "Connected Automated Vehicle Impacts in Southern California: VMT, Emissions, and Equity," *Transportation Res. D*, Vol. 109 (doi.org/10.1016/j.trd.2022.103381).

Charlie Johnston and Jonathan Walker (2017), *Peak Car Ownership: The Market Opportunity for Electric Automated Mobility Services*, Rocky Mountain Institute (www.rmi.org); at <http://bit.ly/2rhJRNi>.

Kaohsiung EcoMobility Festival (2017), *Kaohsiung Strategies for the Future of Urban Mobility*, EcoMobility Festival (www.ecomobilityfestival.org); at <https://bit.ly/2OMwsDD>.

Tasha Keeney (2017), *Mobility-As-A-Service: Why Self-Driving Cars Could Change Everything*, ARC Investment Research (<http://research.ark-invest.com>); at <http://bit.ly/2xz6PNV>.

Irem Kok, et al. (2017), *Rethinking Transportation 2020-2030: Disruption of Transportation and the Collapse of the Internal-Combustion Vehicle & Oil Industries*, RethinkX (www.rethinkx.com); at <http://bit.ly/2pL0cZV>.

Kara Kockelman, et al. (2016), *Implications of Connected and Automated Vehicles on the Safety and Operations of Roadway Networks*, University of Texas Center for Transportation Research (<http://ctr.utexas.edu>); at <http://library.ctr.utexas.edu/ctr-publications/0-6849-1.pdf>.

Kara Kockelman and Stephen Boyles (2018), *Smart Transport for Cities & Nations: The Rise of Self-Driving & Connected Vehicles*, The University of Texas at Austin (www.caee.utexas.edu); at <https://bit.ly/3gDpEaa>.

Philip Koopman and Michael Wagner (2017), "Autonomous Vehicle Safety: An Interdisciplinary Challenge," *IEEE Intelligent Transportation Systems*, Vol. 9, No. 1; at <http://ieeexplore.ieee.org/document/7823109>.

Nico Larco, et al. (2018), *AVs in the Pacific Northwest: Reducing Greenhouse Gas Emissions in a Time of Automation*, Urbanism Next Center (<https://urbanismnext.uoregon.edu>); at <https://bit.ly/2MHIXix>.

Nico Larco (2022), *The Road Ahead for Automated Vehicles*, U.S. House of Representatives Committee on Transportation & Infrastructure, Urbanism Next Center (www.urbanismnext.org); at <https://bit.ly/3rxINCC>.

Mohammad Lavasani and Xia Jin (2016), "Market Penetration Model for Autonomous Vehicles on the Basis of Earlier Technology Adoption Experience," *Transport. Res. Rec.* 2597, pp. 67–74 (DOI: 10.3141/2597-09).

Steve Lawson (2018), *Tackling the Transition to Automated Vehicles, Roads that Cars Can Read Report III*, European Road Assessment Association (www.eurorap.org); at <https://bit.ly/2lrYTTQ>.

Scott Le Vine, Alireza Zolfaghari and John Polak (2015), "Autonomous Cars: Tension Between Occupant-Experience and Intersection Capacity," *Transportation Research C* (doi.org/10.1016/j.trc.2015.01.002).

- John J. Leonard, David A. Mindell and Erik L. Stayton (2020), *Autonomous Vehicles, Mobility, and Employment Policy*, MIT Work of the Future (<https://workofthefuture.mit.edu>); at <https://bit.ly/3eTRWeA>.
- Jamie Lendino (2012), "The History of Car GPS Navigation," *PC Magazine* (www.pcmag.com), 16 April; at www.pcmag.com/article2/0,2817,2402755,00.asp.
- Todd Litman (2021), *Transportation Cost and Benefit Analysis*, Victoria Transport Policy Institute (www.vtppi.org/tca).
- Todd Litman (2013), "The New Transportation Planning Paradigm," *ITE Journal* (www.ite.org), Vo. 83, No. 6, pp. 20-28, 2013; at www.vtppi.org/paradigm.pdf.
- Todd Litman (2014), "Ready or Waiting," *Traffic Technology International* (www.traffictechnologytoday.com), January, pp. 36-42; at www.vtppi.org/AVIP_TTI_Jan2014.pdf.
- Todd Litman (2017), Presentation to the Canadian Standing Senate Committee on Transport and Communication Concerning Connected and Self-driving Vehicles (<http://bit.ly/2u2Grhe>).
- Todd Litman (2021), *New Mobilities: Smart Planning for Emerging Transportation Technologies*, Island Press (<https://islandpress.org/books/new-mobilities>).
- Jana Lynott (2018), *Creating the Transportation System We Want: Building Blocks for the Road Ahead*, AARP Public Policy Institute (www.aarp.org); at <https://bit.ly/2Xg3PpN>.
- Marowits (2017), "Self-driving Ubers Could Still be Many Years Away, Says Research Head," CTV News (www.ctvnews.ca); at <http://bit.ly/2DI48Y7>.
- Greg Marsden, Iain Docherty and Robyn Dowling (2020), "Parking Futures: Curbside Management in the Era of 'New Mobility' Services," *Land Use Policy*, Vol. 91 (doi.org/10.1016/j.landusepol.2019.05.031).
- Orlando Mayorquin (2022), "Elon Musk's Tesla Accused of Fraud, False Advertising of 'Autopilot' Technology in Lawsuit," *USA TODAY* (www.usatoday.com); at <https://bit.ly/3RJMLLl>.
- McKinsey (2016), *Automotive Revolution* (www.mckinsey.de); at <https://bit.ly/2zYBTfG>.
- Peter McLeod (2021), *Technology Readiness Level Scale Explained*, Prospect IP (www.prospectip.com); at www.prospectip.com/technology-readiness-level-scale-explained.
- Jeffrey Mervis (2017), "Are We Going Too Fast on Driverless Cars?," *Science Magazine* (www.sciencemag.org); at www.sciencemag.org/news/2017/12/are-we-going-too-fast-driverless-cars.
- Cade Metz (2022), "Stuck on the Streets of San Francisco in a Driverless Car," *New York Times*, 28 Sept. 2022 (www.nytimes.com); at <https://nyti.ms/3RxKJnO>.
- Dimitris Milakis, Bart van Arem and Bert van Wee (2017), "Policy and Society Related Implications of Automated Driving," *Jnl. of Intelligent Transport. Systems*, Vol. 21/4, pp. 324–348; at <https://bit.ly/2zSSOgZ>.

Adam Millard-Ball (2016), "Pedestrians, Autonomous Vehicles, and Cities," *Journal of Planning Education and Research*, pp. 1-7 (DOI: 10.1177/0739456X16675674); at <https://bit.ly/2hhYrxV>.

John S. Miller and Di Kang (2019), *Ways to Consider Driverless Vehicles in Virginia Long-Range Travel Demand Models*, Virginia Transport. Res. Council (www.virginiadot.org/vtrc); at <https://bit.ly/33C5VBM>.

Alexandra S. Mueller, Jessica B. Cicchino and David S. Zuby (2020), *What Humanlike Errors Do Autonomous Vehicles Need to Avoid to Maximize Safety?*, Insurance Institute for Highway Safety (www.iihs.org); at www.iihs.org/topics/bibliography/ref/2205.

Razieh Nadafianshamabadi, Mohammad Tayarani and Gregory Rowangould (2021), "A Closer Look at Urban Development Under the Emergence of Autonomous Vehicles," *Journal of Transport Geography*, Vo. 94 (doi.org/10.1016/j.jtrangeo.2021.103113).

NCHRP (2018), *Impacts of Connected Vehicles and Automated Vehicles on State and Local Transportation Agencies*, National Cooperative Highway Research Program (<http://trb.org>); at <https://bit.ly/2dwWddo>.

NHTSA (various years), *Automated Vehicles*, National Highway Traffic Safety Administration (www.nhtsa.gov); at <https://one.nhtsa.gov/Research/Crash+Avoidance/Automated+Vehicles>.

Peter Norton (2021), *Autonorama: The Illusory Promise of High-Tech Driving*, Island Press (<https://islandpress.org>); at <https://bit.ly/3JCo9bm>; Michael Lewyn review <https://bit.ly/3QnutWk>.

Ashley Nunes and Kristen D. Hernandez (2020), "Autonomous Taxis & Public Health: High Cost or High Opportunity Cost?," *Transportation Research Part A*, Vo. 138, pp. 28-36 (doi.org/10.1016/j.tra.2020.05.011).

Ashley Nunes et al. (2021), "Estimating the Energy Impact of Electric, Autonomous Taxis: Evidence from a Select Market," *Environmental Research Letters* (<https://doi.org/10.1088/1748-9326/ac1bd9>).

OECD/ITF (2018), *The Shared-use City: Managing the Curb*, Organization for Economic Cooperation and Development and the International Transport Forum (www.itf-oecd.org); at <https://bit.ly/2B8hLqG>.

Alan Ohnsman (2014), "Automated Cars May Boost Fuel Use, Toyota Scientist Says," *Bloomberg Press*, 16 July 2014 (www.bloomberg.com); at <https://bloom.bg/2mDkmAu>.

ORNL (annual reports), *Transportation Energy Book*, Oak Ridge National Lab (www.cta.ornl.gov/data).

Enrica Papa and António Ferreira (2018), "Sustainable Accessibility and the Implementation of Automated Vehicles," *Urban Science*, Vo. 2/1 (doi:10.3390/urbansci2010005); at <https://bit.ly/2DHjZQz>.

PBIC (2017), *Automated and Connected Vehicles, Pedestrians, and Bicyclists*, Pedestrian and Bicycle Information Center (www.pedbikeinfo.org); at www.pedbikeinfo.org/AV.

David Reighmuth (2020), *Are Electric Vehicles Really Better for the Climate? Yes. Here's Why*, Union of Concerned Scientists (<https://blog.ucsusa.org>); at <https://bit.ly/2ZPLku3>.

Caroline Rodier (2018), *Travel Effects and Associated Greenhouse Gas Emissions of Automated Vehicles*, UC Davis Institute for Transportation Studies (<https://ncst.ucdavis.edu>); at <https://bit.ly/3ijVIB5>.

Shelley Row (2013), "The Future of Transportation: Connected Vehicles to Driverless Vehicles...What Does It Mean To Me?" *ITE Journal* (www.ite.org), Vol. 83, No. 10, pp. 24-25.

SAE (2014), *Levels of Driving Automation are Defined in New SAE International Standard J3016*, Society of Automotive Engineers (www.sae.org); at www.sae.org/misc/pdfs/automated_driving.pdf.

Bruce Schaller (2017), *Empty Seats, Full Streets: Fixing Manhattan's Traffic Problem*, Schaller Consulting (<http://schallerconsult.com>); at <http://schallerconsult.com/rideservices/emptyseats.pdf>.

Susan Shaheen, Hannah Totte and Adam Stocker (2018), *Future of Mobility White Paper*, ITS Berkeley; at <https://escholarship.org/uc/item/68g2h1qv>.

Shared Mobility Principles for Livable Cities (www.sharedmobilityprinciples.org). Principles to guide decision-makers and stakeholders toward the best outcomes for new mobility options.

Marc Schlossberg, et al. (2018), *Rethinking the Street in an Era of Driverless Cars*, Urbanism Next Research (www.urbanismnext.com); at www.urbanismnext.com/s/Rethinking_Streets_AVs_012618-27hcy6.pdf.

Brandon Schoettle and Michael Sivak (2014), *A Survey Of Public Opinion About Autonomous And Self-Driving Vehicles*, Transportation Research Institute, University of Michigan (www.umich.edu/~umtriswt).

Brandon Schoettle and Michael Sivak (2016), *Motorists' Preferences for Different Levels of Vehicle Automation*, Transportation Research Institute, University of Michigan (www.umich.edu/~umtriswt).

Faiz Siddiqui and Jeremy B. Merrill (2023), "17 fatalities, 736 crashes: The Shocking Toll of Tesla's Autopilot," *Washington Post* (www.washingtonpost.com); at <https://wapo.st/3XjHJ2Y>.

Michele D. Simoni, et al. (2019), *Congestion Pricing in a World of Self-Driving Vehicles: An Analysis of Different Strategies in Alternative Future Scenarios*, TRB Annual Meeting; at <https://bit.ly/3Kn1EqS>.

Tom Simonite (2016), "Prepare to be Underwhelmed by 2021's Autonomous Cars," *MIT Technology Review* (www.technologyreview.com); at <https://bit.ly/2PZxH6X>.

Michael Sivak and Brandon Schoettle (2015a), *Road Safety with Self-Driving Vehicles*, Sustainable Worldwide Transportation Program (www.umich.edu/~umtriswt), University of Michigan.

Michael Sivak and Brandon Schoettle (2015b), *Potential Impact of Self-Driving Vehicles on Household Vehicle Demand and Usage*, Sustainable Worldwide Transportation Program (www.umich.edu/~umtriswt).

Soheil Sohrabi, Haneen Khreis and Dominique Lord (2020), "Impacts of Autonomous Vehicles on Public Health: A Conceptual Model and Policy Recommendations," *Sustainable Cities and Society*, Vo. 63 (<https://doi.org/10.1016/j.scs.2020.102457>); at <https://bit.ly/3fCbOWs>.

Jeff Speck (2017), *Autonomous Vehicles*, United Conference of Mayors; at <https://bit.ly/2BE9tcG>.

Daniel Sperling (2017), *Three Revolutions: Steering Automated, Shared, and Electric Vehicles to a Better Future*, Island Press (<https://islandpress.org>).

T. Stephens, et al. (2016), *Estimated Bounds and Important Factors for Fuel Use and Consumer Costs of Connected and Automated Vehicles*, Technical Report, National Renewable Energy Laboratory (www.nrel.gov); at www.nrel.gov/docs/fy17osti/67216.pdf.

Araz Taeiagh and Hazel Si Min Lim (2018), "Governing Autonomous Vehicles: Emerging Responses for Safety, Liability, Privacy, Cybersecurity, and Industry Risks," *Transport Reviews*, at <https://bit.ly/2DYQaLd>.

Morteza Taiebat, Samuel Stolper and Ming Xu (2019), "Forecasting the Impact of Connected and Automated Vehicles on Energy Use: A Microeconomic Study of Induced Travel and Energy Rebound," *Applied Energy*, Vol. 247, pp 297-308 (<https://doi.org/10.1016/j.apenergy.2019.03.174>).

Stefan Trommer, et al. (2016), *Autonomous Driving: The Impact of Vehicle Automation on Mobility Behaviour*, Institute of Transport Research (www.ifmo.de); at <http://bit.ly/2kIAOOQ>.

Kevin Truong (2023), "San Francisco Transit Chief Blasts Cruise, Waymo Robotaxis as Unsafe: 'Race to the Bottom'," *San Francisco Standard* (<https://sfstandard.com>); at <https://bit.ly/3Ximfn4>.

TRB (2019), *Socioeconomic Impacts of Automated and Connected Vehicles*, European Commission and the Transportation Research Board (www.trb.org); at www.trb.org/Publications/Blurbs/178576.aspx.

Wharton (2017), *The Road Ahead for Connected Vehicles*, Wharton School of Management (<http://wharton.upenn.edu>); at <http://whr.tn/2BqKluT>.

Kea Wilson (2022a), *Why Tesla Can Program Its Cars to Break Road Safety Laws*, StreetBlog USA (<https://usa.streetsblog.org>); at <https://bit.ly/3fGTmMg>.

Kea Wilson (2022b), *Why the Argo Shut Down is a Bad Sign for America's AV Future*, Streetblog USA (<https://usa.streetsblog.org>); at <https://bit.ly/3WsX9Rs>.

WSJ (2017), "Why Your Next Car May Look Like a Living Room," *Wall Street Journal* (www.wsj.com); at <http://on.wsj.com/2tlCvYp>.

WEF (2020), *Guidelines for City Mobility: Steering Towards Collaboration*, World Economic Forum (www.weforum.org/reports/guidelines-for-city-mobility-2020)

World Bank (2005), *A Framework for the Economic Evaluation of Transport Projects* (www.worldbank.com) ; at <https://bit.ly/2wPF7Sg>.

Wenwen Zhang and Kaidi Wang (2020), "Parking Futures: Shared Automated Vehicles and Parking Demand Reduction Trajectories in Atlanta," *Land Use Policy*, Vo. 91 (doi.org/10.1016/j.landusepol.2019.04.024).

David Zipper (2021), *When Cities Say No to New Transportation Technology*, City Lab (www.bloomberg.com/citylab); <https://bloom.bg/3ioMpSL>.

www.vtppi.org/avip.pdf